Farooq Omar
and Zen Benefiel

THE VELOCITY MANDATE *Manual*

AI Universal Engine

UNCONTESTED BLUE OCEAN STRATEGY THROUGH DATA-DRIVEN INNOVATION
IMPLEMENTATION WORKBOOK FOR AI UNIVERSAL ENGINE PARTNERS

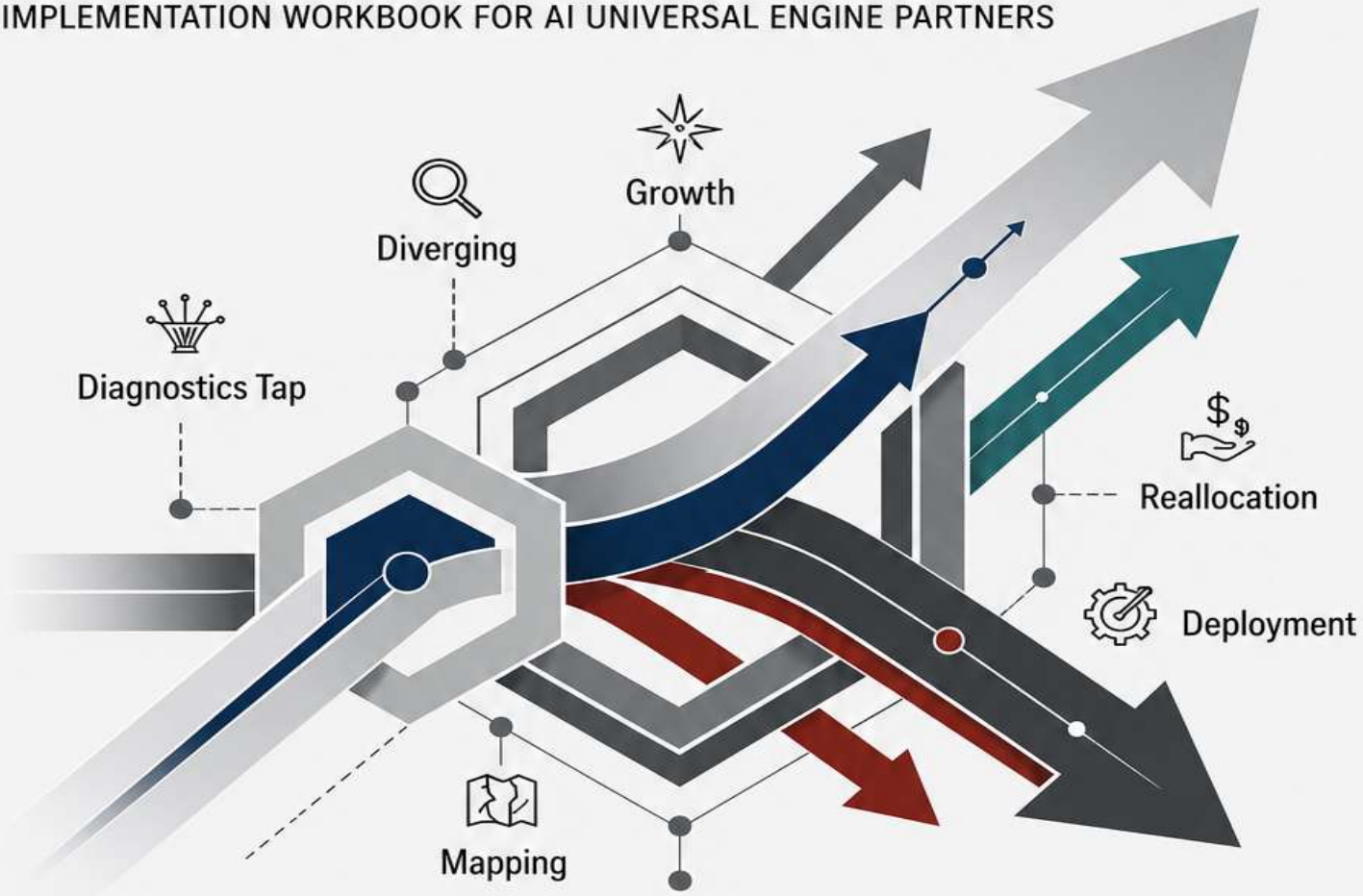

UNCONTESTED BLUE OCEAN STRATEGY THROUGH DATA-DRIVEN INNOVATION

IMPLEMENTATION WORKBOOK FOR **AI UNIVERSAL ENGINE** PARTNERS

Copyrights 2026
Farooq Omar & Zen (AI Universal Engine)

THE VELOCITY MANDATE Manual

Contents

The Sovereign Ultimatum: Architecting Beyond Fragmentation Tax 2

Catalysts and Cohorts 1

Preface 2

Dedication 3

THE PROLOGUE: A Forensic Mandate 4

Chapter 1: The Invisible Hemorrhage 7

Chapter 2: The Perpetual Evolution Engine 10

Chapter 3: The Execution Chasm 15

Chapter 4: Forensic Solvency 18

Chapter 5: Value Re-Engineering 21

chapter 6: The Synchronization Nexus 28

Chapter 7: the Turnaround Protocol 30

Chapter 8: The Necrotizing Zone: Diagnosing the Invisible Friction of Organizational Decay 37

Chapter 9: The Necrotizing Zone: Diagnostic Protocol for Invisible Organizational Decay 40

Chapter 10: A -The Pathology of the Enterprise — Decoding the Silent Erosion 45

Chapter 11: The Pathology of the Enterprise — Decoding the Silent Erosion 51

Chapter 12: The Kinetic Governance Shield — Architecture for Sovereign Execution 58

Chapter 13: The Internal Cold War — Dismantling the Politics of Decay 64

Chapter 14: The Recoil Management System — Dismantling the Gatekeepers 67

Chapter 15: The Sovereign Casebook — Simulating the "End Game" 70

Appendix I: The Necrotizing Zone Identification Matrix 73

Appendix II: The Kinetic Governance (K_g) Scorecard 76

Appendix III: The Justification Ledger — The Sovereign's Tactical Blueprint 79

Appendix IV: The Sovereign Trigger Checklist — A High-Frequency Management System 82

The Sovereign Enterprise: A Comprehensive Forensic Manifesto 86

CHAPTER 15: THE ARCHITECTURE OF SCALABILITY 91

Chapter 16: BEYOND THE EVENT HORIZON: THE MANDATE FOR VELOCITY- 97

2026 survival" urgency2026 survival" urgency 97

Afterword: The Architect's Stance 98

Videos 99

COHERENT ENTERPRISE ARCHITECTURE

ALIGNING PURPOSE, PEOPLE, PROCESS, DATA, AND TECHNOLOGY FOR REGENERATIVE PERFORMANCE

Coherence is the operating system. Alignment is the advantage. Regeneration is the result.

THE COHERENCE PRINCIPLES

PURPOSE ALIGNMENT
A shared why that guides every decision

RELATIONAL TRUST
The invisible infrastructure that enables collaboration

SYSTEMS THINKING
Seeing the whole, understanding the parts, honoring the relationships

ADAPTIVE INTELLIGENCE
Learning, sensing, and evolving in real time

REGENERATIVE IMPACT
Creating value that heals, sustains, and uplifts

THE COHERENT ENTERPRISE SYSTEM

PURPOSE
Why we exist
The North Star

PEOPLE & CULTURE
Empowered teams
Aligned values
Psychological safety
Shared ownership

STRATEGY & LEADERSHIP
Visionary leadership
Adaptive strategy
Integrated governance
Ethical stewardship

PROCESSES & OPERATING MODEL
Purpose-led processes
Cross-functional flow
Agile and responsive

DATA & INTELLIGENCE
Trusted data
Real time insight
Predictive intelligence
Decision clarity

RELATIONSHIPS & ECOSYSTEM
Partners, customers, communities, and Earth in a network of value

TECHNOLOGY & AI
Human + AI synergy
Intelligent automation
Scalable platforms
Secure and responsible

CONTINUOUS FEEDBACK & LEARNING LOOPS

THE COHERENT OUTCOMES

STRATEGIC CLARITY
Aligned direction and confident decisions

OPERATIONAL EXCELLENCE
Efficient flow, high performance, low friction

ADAPTIVE RESILIENCE
Anticipate change, respond with agility, thrive through uncertainty

ENGAGED CULTURE
Purposeful people, stronger together, committed to growth

REGENERATIVE VALUE
Sustainable impact for all stakeholders and the planet

THE COHERENCE FLOW™

From Insight to Impact

SENSE
Observe, listen, and connect

→ **INSIGHT**
Make meaning from patterns

→ **ALIGN**
Bring clarity, values, and resources together

→ **ACT**
Execute with focus, coordination, and trust

→ **MEASURE**
Track what matters, learn, and adapt

→ **AMPLIFY**
Scale impact, strengthen systems, regenerate value

COHERENCE IS NOT A PROJECT. IT IS HOW WE BE, WORK, AND CREATE TOGETHER.

A BETTER ENTERPRISE. A BETTER WORLD.

ONE SYSTEM. ONE PURPOSE. ONE HUMANITY.

About the Author

Farooq Omar is a Sovereign Leader and the operational force behind the implementation of high-frequency management systems. Drawing on years of executive leadership in volatile market environments, Farooq specializes in the corporate, business strategy and integration of AI-driven forensic intelligence into the C-Suite decision cycle. By operationalizing the *Kinetic Governance* framework, Farooq empowers organizations to strip away administrative latency, neutralize political gatekeepers, and reclaim the "velocity of truth." Farooq is committed to the development of the *Sovereign Enterprise*—an architecture where data-backed precision meets decisive, human-led action.

The Contemporary Crisis of Corporate Deceleration and the Age of Intelligent Chaos

Catalysts and Cohorts

Though our paths emerged from different disciplines and cultures, **Farooq Omar, Leo Semashko, and Zen Benefiel** share a common recognition: humanity's future depends upon our capacity to move beyond fragmentation and toward coherent cooperation.

Farooq contributes the architecture of intelligent systems and adaptive AI, demonstrating how technology can serve alignment rather than division. Leo brings decades of pioneering work in spheral and peace science, advancing a vision of global harmony grounded in the interdependence of humanity's essential spheres of life. Zen offers a lifelong exploration of consciousness, leadership, and planetary citizenship, seeking the patterns that unite personal transformation with collective evolution.

Together, we stand not as authorities, but as **catalysts and cohorts**—fellow travelers committed to helping individuals, organizations, and societies recognize the deeper coherence already present within life itself. From artificial intelligence to peace science, from systems thinking to planetary citizenship, our work converges around a shared conviction:

A thriving future will not be built through dominance or competition alone, but through alignment, cooperation, and the conscious cultivation of harmony among people and planet.

In this spirit, we invite others to join the growing community of planetary citizens who understand that the next great leap in human development is not merely technological—it is relational, coherent, and profoundly human.

PREFACE

We are witnessing the end of the "Intuition Era" in leadership.

For the past three decades, the C-Suite has operated within the comfortable fog of traditional management—relying on quarter-end reports, charismatic persuasion, and the slow, cumbersome machinery of organizational hierarchy. We called this "strategy." In reality, it was often merely "reaction." In the high-velocity, high-volatility environment of 2026, this legacy approach has become a terminal liability.

The organizations that are currently collapsing do not fall because of a lack of talent or capital. They fall because they are plagued by ***Internal Erosion****. They are strangled by administrative latency, siloed by political gatekeepers, and blinded by sanitized information. They are, in every sense of the word, dying of their own complexity.*

This book is not a collection of leadership platitudes. It is a forensic manifesto for the Sovereign Leader.

The journey you are about to take is one of ***Radical Disarmament****. You will learn to strip away the political scaffolding that hides the truth of your enterprise's performance. You will move from the subjective "management by consensus" to the objective "governance by physics." By integrating the diagnostic precision of the* ***AI Universal Engine™*** *with the decisive command of the human sovereign, you will build a structure that is not just efficient, but impenetrable.*

Throughout these pages, we have codified a system for survival and dominance. We have moved from identifying the "Necrotizing Zones"—the hidden pathologies that bleed your solvency—to engineering the ***Kinetic Governance Shield (K_g)****. You will learn how to bypass the internal "Recoil" that destroys most strategic pivots, and you will be armed with the* ***Justification Ledger****—a legal-strategic instrument that renders internal sabotage mathematically impossible.*

This manual is for the architect, not the bureaucrat. It is for the leader who understands that in an age of artificial intelligence, the ultimate competitive advantage is not just information—it is the ***velocity of truth****.*

As you engage with the protocols, templates, and high-frequency systems outlined here, you will find that your role shifts. You cease to be a "manager" who is perpetually exhausted by the friction of their own organization. Instead, you become the ***Sovereign Engine****—the architect of a high-performance system that operates with the cold, precise, and unstoppable force of a mathematical equation.*

The market has no mercy for the slow, the opaque, or the politically paralyzed. It only rewards the Sovereign.

The architecture is now set. The protocols are live. It is time to engineer your own velocity.

Dedication

To

Zen Benefiel, Leader, Author, Anchor —my partner, visionary architect, of the Universal Engine, founder of Planetary Citizen, and CEO of Be the Dream LLC. For thirty years, your brilliance has been the quiet force reshaping the landscape of global strategy. This system is the distillation of your life's work and the profound clarity you bring to every vision you touch. Thank you for being the north star that guided the creation of this "Sovereign Enterprise," and for teaching me that the most powerful engine of all is a clear, unwavering vision. This work is a testament to your legacy, our partnership, and the dream we continue to build together.

THE PROLOGUE: A FORENSIC MANDATE

The modern enterprise is bleeding to death in slow motion, and the boardroom is looking at the wrong monitors. Across the global landscape of Small and Medium Enterprises (SMEs) and mid-market corporate entities, a silent, systemic erosion is taking place. This crisis does not announce itself with sudden market crashes or dramatic regulatory interventions; it manifests as a creeping, continuous loss of structural momentum, compressed margins, and the agonizing evaporation of sweat equity. Founders, executives, and generational business owners who have invested decades of human intelligence and capital into building enterprise value are waking up to an unsettling reality: the traditional levers of management no longer function.

We have entered the era of *Intelligent Chaos*—a macro-economic environment characterized by hyper-fluidity, structural instability, and a staggering compression of decision cycles. In this landscape, traditional business plans are obsolete before the ink dries, and legacy management consultancies offer little more than expensive corporate autopsies wrapped in glossy slide decks. The standard corporate response to market volatility has long been to work harder, throw more human labor into the gaps, and implement disconnected, public-facing AI tools to automate basic tasks. This is a fatal strategic mistake. It treats a deep architectural failure with a cosmetic patch. The underlying problem is not a lack of effort or a lack of data; it is a fundamental breakdown in operational velocity and systemic coherence.

When an organization's internal operational speed cannot keep pace with the external rate of market change, an economic tax is automatically levied on the business. This is the *Fragmentation Tax*. Every hour spent in cross-departmental alignment meetings, every week wasted on backward-looking financial discovery, and every friction point between strategic intent and frontline execution bleeds margin directly from the balance sheet. For the SME owner or corporate manager, this hemorrhage is felt as the erosion of sweat equity—that irreplaceable reserve of human energy, passion, and capital that transforms an enterprise from a mere legal entity into a wealth-generating engine. To halt this decline and reclaim what has been lost, leaders must abandon the outdated paradigms of twentieth-century management and adopt a new discipline:

The Turnaround Velocity.

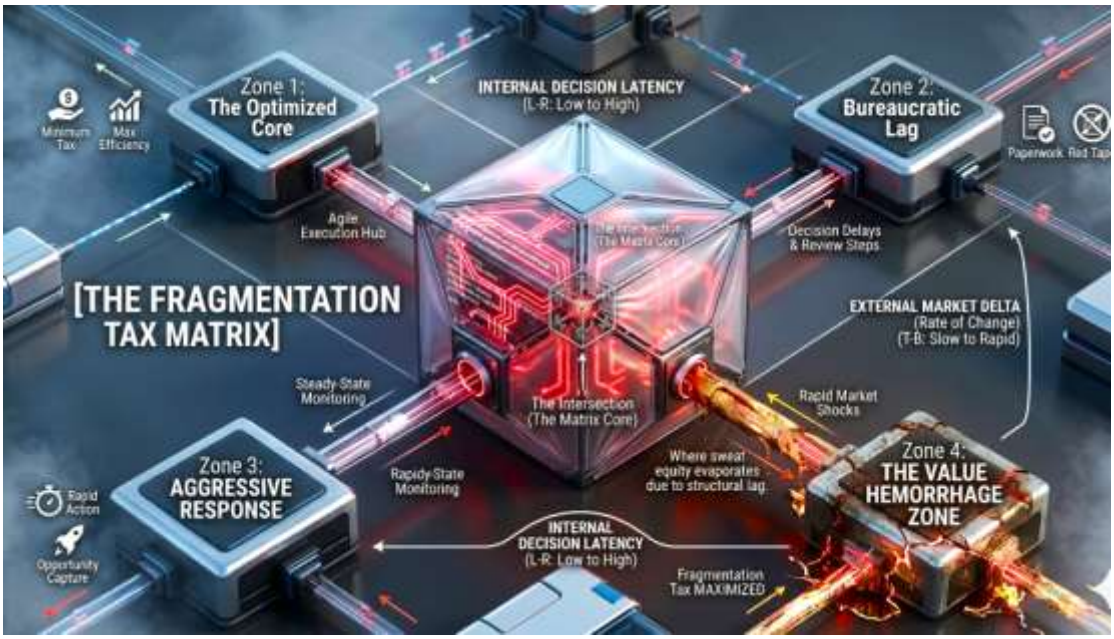

The Turnaround Velocity is not about rushing or driving employees to burnout. It is the precise mathematical and operational compression of the time required to ingest data, diagnose hidden systemic infections, stress-test alternative futures, and deploy flawless execution paths. It is the absolute eradication of *Decision Latency*. In the age of intelligent chaos, survival is no longer an asset-class game; it is a velocity game.

This text is designed as an uncompromising, high-velocity operational field manual for the business leaders who are currently navigating this trench warfare. It leaves philosophical abstractions and planetary-scale governance models aside to focus exclusively on the raw, hard-nosed forensic realities of immediate business recovery, capital protection, and strategic dominance. By anchoring your organization in the deterministic principles of enterprise systems engineering, this architecture provides an immediate, actionable blueprint to turn operational drift into an explosive, self-sustaining competitive weapon.

Navigating the Velocity Mandate: A Dual-Interface Approach

This manual is engineered as a high-frequency instrument for organizational transformation. To optimize your engagement with this system based on your professional objectives, we have structured the content into two distinct strategic pathways.

- **For the Strategic Board & Investor Interface:**
    - Prioritize Part I (The Forensic Diagnostic) and Part III (The Sovereign Operational Architecture).

    - These modules focus on systemic solvency, long-term risk de-escalation, and the application of the GSSM (Global Strategic Solvency Matrix) to ensure enterprise immunity against market volatility.
    - This track provides the high-level forensic evidence necessary to validate long-term capital preservation and strategic vision.
- **For the Operational Architect & Management Interface:**
    - Prioritize Part II (The Kinetic Governance Shield) and Part IV (Forensic Field Manual).
    - These modules provide the tactical protocols, TOMCAT Framework applications, and governance scorecards required to eradicate Technical Latency and bridge the Execution Chasm.
    - This track serves as your daily field guide for driving high-velocity performance and maintaining organizational health through the Aura of Two Minds

CHAPTER 1: THE INVISIBLE HEMORRHAGE

Deconstructing Corporate Entropy, Sweat Equity Decay, and the TOMCAT Framework™

Every corporate structure is subject to the immutable laws of thermodynamics. In an unmanaged physical system, entropy—the natural measure of disorder, degradation, and randomness—always increases over time. The corporate ladder is no different. Without a continuous, structured injection of coordinating energy, an enterprise naturally drifts toward internal chaos. Departments form defensive silos, communications fragment, institutional knowledge leaks out, and operational focus scatters. This is the phenomenon of *Corporate Entropy*, the silent killer of organizational health and financial stability.

For small-to-medium enterprises and corporate managers, entropy carries a devastating price tag: the systematic destruction of *Sweat Equity*. Sweat equity represents the cumulative value of human dedication, strategic risk-taking, and foundational labor poured into an enterprise by its founders and key leaders. It is the emotional and economic core of the business. Yet, when corporate entropy takes hold, this equity is slowly converted into *Operational Friction*. Leaders find themselves trapped in a reactive loop, spending eighty percent of their cognitive energy solving recurring internal crises rather than driving market innovation. The business ceases to be an asset that serves its founders; instead, it becomes a chaotic consumer of human vitality.

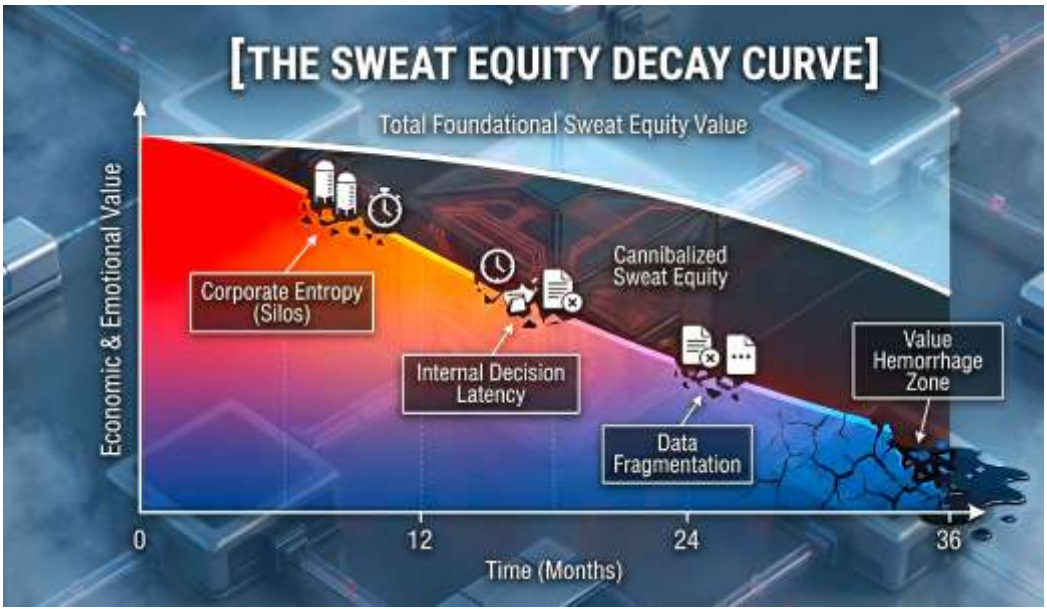

To arrest this decay, an organization requires an immediate, objective, and multi-dimensional internal audit. It cannot rely on subjective self-reporting or standard performance reviews, which are frequently distorted by internal corporate politics and cultural biases. The enterprise requires a rigorous diagnostic framework that views the organization as an

integrated, living machine. This is where the **Core Implementation Engine** is deployed through the **TOMCAT Framework™**.

The TOMCAT Framework™ operates as a custom, internal diagnostic protocol designed to map the exact interdependencies, hidden bottlenecks, and structural misalignments across five critical corporate dimensions:

1. **T - Tactical Alignment:** Evaluating whether daily frontline operations are actively executing the high-level strategic directives of the boardroom, or if operational drift has detached execution from intent.
2. **O - Operational Synchronicity:** Mapping the fluid velocity of workflows across traditional department boundaries to identify the exact silos where data and capital lose momentum.
3. **M - Management Latency:** Measuring the precise time elapsed between a market signal appearing, an executive decision being formulated, and that decision being actualized on the ground.
4. **C - Competency Architecture:** Auditing the human capital grid to ensure that specific talent capabilities are mathematically matched to the technical and strategic demands of their roles.
5. **A/T - Asset Architecture & Technological Infrastructure:** Dissecting the technological stack to detect points of technical latency, data silos, and infrastructural drag that slow down the enterprise's responsive capabilities.

By running the TOMCAT Framework™, an enterprise architect can strip away the corporate narrative and reveal the objective structural health of the business. It exposes exactly where entropy has settled and where sweat equity is being bled out.

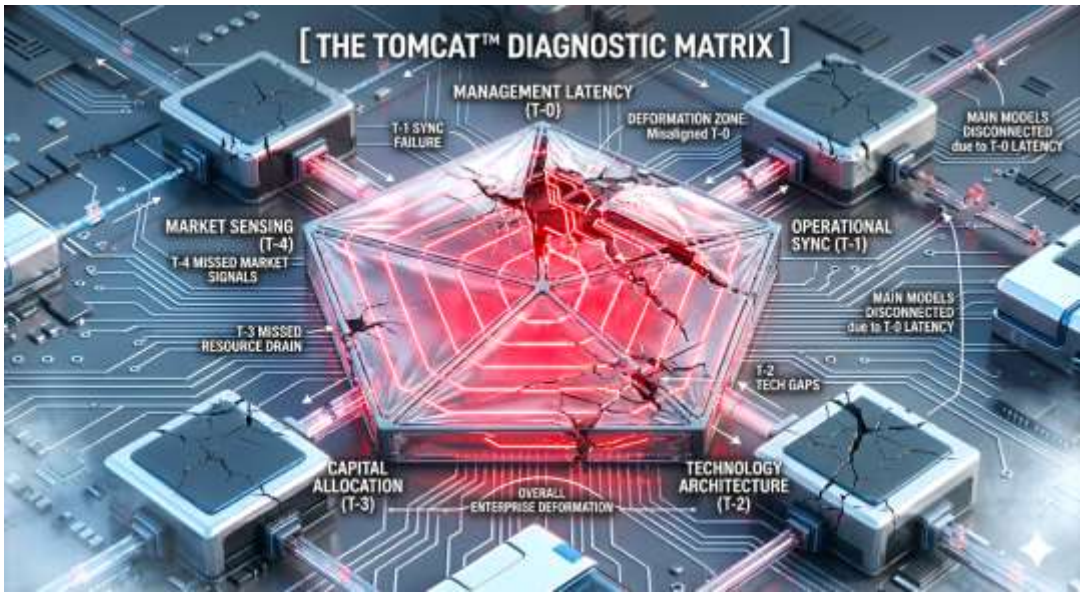

Once these internal infection points are mapped, the leadership can transition from blind survival mode into targeted, forensic restructuring—anchoring organizational health in objective systems science and paving the path for high-velocity market adaptation.

THE CALIBRATION GATE: Forensic Diagnostic Trigger

 Identify the Hemorrhage: List the top three tasks currently consuming your time that yield zero *Sovereign* capital growth.

 Isolate the Pathogen: Which department or process currently acts as the primary "silence agent" where operational failures go unreported?

 Quantify the Tax: Estimate the total man-hours lost this month due to internal communication latency rather than market-facing execution.

CHAPTER 2: THE PERPETUAL EVOLUTION ENGINE

Self-Learning Organisms, Risk De-Escalation, and Navigating Extreme Delta/Beta Factors

To survive permanently in the modern theater of economic warfare, a corporation can no longer view itself as a static, rigid hierarchy. The traditional conception of the "corporate ladder"—where fixed structures, static roles, and historical precedents dictate behavior—is entirely defenseless against fluid market shifts. In the age of intelligent chaos, an enterprise must undergo a profound architectural mutation: it must transform into a *Self-Learning Organism*. This means building a system designed for *Perpetual Evolution*, possessing an internal computational radar that continuously ingests external volatility, self-corrects internal vulnerabilities, and automatically updates its operational parameters ahead of the market curve.

This evolution is driven by the necessity to navigate historically unprecedented macro-economic forces, which we define as extreme **Delta (Δ) and Beta (β) Factors**:

- **The Hyper-Delta Factor (Δ):** This represents the staggering, near-vertical acceleration of the *Rate of Change* in technology, consumer behavior, and competitive disruption. In a high-Delta environment, market windows open and close in matters of weeks, rendering standard annual strategic reviews entirely obsolete.
- **The Volatile Beta Factor (β):** This measures the intense systemic volatility and sensitivity of an enterprise relative to turbulent macroeconomic shifts, supply-chain fractures, and rapid regulatory re-alignments. A high Beta factor means that minor external shocks can trigger massive, cascading disruptions across an unprepared corporate framework.

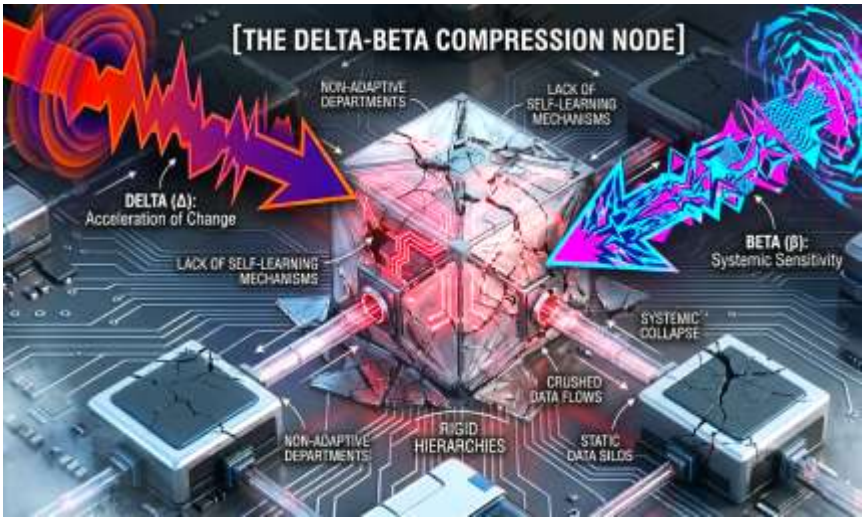

Compounding these severe Delta and Beta forces is a massive demographic and cultural tectonic shift: the rapid entry of **Generation Z (Gen Z)** into both the workforce and executive decision-making tiers. Gen Z leaders and managers operate on fundamentally different cognitive wavelengths than their predecessors. Having been fully socialized within a hyper-connected, real-time digital reality, their information processing speeds are exponentially faster, their tolerance for administrative friction is zero, and their decision-making metrics prioritize immediate velocity, absolute authenticity, and total digital integration.

If a legacy corporate environment forces a Gen Z manager to operate through bloated reporting structures, manual data reconciliation, and slow, multi-layered approval chains, the system triggers immediate organizational rejection. The Gen Z leader will either exit the enterprise—causing catastrophic talent drain—or their decision-making capability will be entirely neutralized by the institutional latency of the environment. A self-learning organism solves this friction by building a fluid, highly responsive environment where automated data synchronization matches the cognitive processing speed of this new generation of leaders.

THE GEN Z DECISION-VELOCITY FIELD

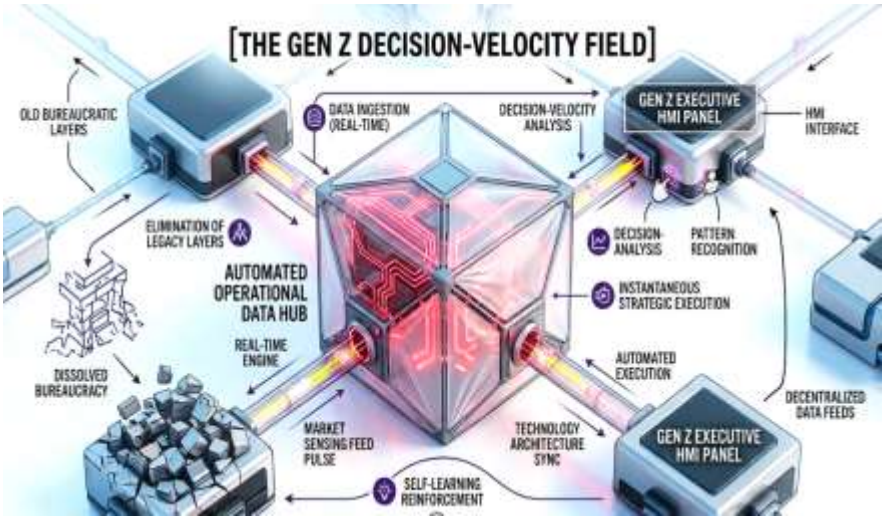

A human-machine interface workflow diagram mapping how a hyper-connected Gen Z executive layer interacts with real-time, automated operational data streams to eliminate legacy bureaucratic layers and achieve instantaneous strategic execution.

To safely navigate these compounding shifts, the self-learning organism deploys the **Proprietary Intelligence & Financial Risk Engines** to achieve total future risk de-escalation. Instead of relying on human guess-work or historic financial reporting, the system utilizes advanced predictive modeling to establish a continuous feedback loop between internal operations and external market realities.

The architecture evaluates systemic stability through a highly structured, multi-layered matrix body designed for deep forensic analysis:

THE FORENSIC Solvency AND EVOLUTION ARCHITECTURE

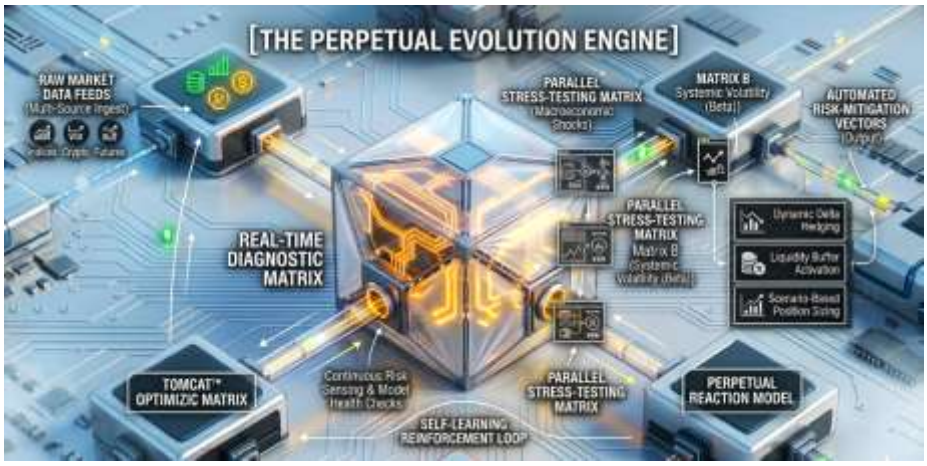

A comprehensive, multi-tiered systems architecture drawing that maps the complete technical flow of the Perpetual Evolution Engine. This engineering schematic visualizes how raw market data feeds into real-time diagnostics, runs through parallel stress-testing matrices, and outputs automated risk-mitigation vectors.

1. The Core Diagnostic and Internal Alignment Layer

This foundation serves as the internal sensory nerve network of the self-learning organism. It continuously collects operational performance metrics across all business units, utilizing the **TOMCAT Framework™** to screen for structural friction, identifying operational silos, and evaluating employee-to-role competency mapping. By exposing internal vulnerabilities in real-time, it prevents corporate entropy from quietly degrading organizational stability.

2. The Market Innovation and Strategic Repositioning Layer

This layer translates internal health into external offensive capability. By running operations through a dynamic **Strategy Canvas** and a real-time **E.R.R.C. Grid (Eliminate, Reduce, Raise, Create)**, the system ensures that the enterprise does not merely react to competitive pressures, but actively restructures its value propositions. It continuously identifies non-customers and shifts corporate focus away from crowded, low-margin price wars into uncontested market spaces.

3. The Proprietary "What-If" Intelligence Modeling Body

The predictive heart of the evolution engine. This specialized body runs raw operational and market data through the **Strategic Intelligence System** to model thousands of concurrent strategic scenarios. By utilizing **10K Variations™ (If/Why Modeling)**, the system systematically maps out every conceivable future scenario, uncovering hidden operational pivot points and testing strategic pathways before a single dollar of corporate capital is risked in the real world.

4. The Financial Health, Solvency, and Risk De-Escalation Engine

The ultimate defensive shield of the enterprise. This engine continuously computes the organization's precise survival capacity by running real-time financial tracking against a specialized, upgraded matrix structure:

$$\text{Universal GSSI} = \alpha \cdot \left(\frac{\text{Working Capital}}{\text{Total Assets}}\right) + \beta \cdot \left(\frac{\text{Retained Earnings}}{\text{Total Assets}}\right) + \gamma \cdot \left(\frac{\text{EBIT}}{\text{Total Assets}}\right) + \delta \cdot \left(\frac{\text{Market Value of Equity}}{\text{Total Liabilities}}\right) + \epsilon \cdot \left(\frac{\text{Sales}}{\text{Total Assets}}\right)$$

This calculation feeds directly into our advanced predictive frameworks, operating alongside specialized residual income and capitalization metrics to ensure that as the company scales at high velocity, its capital structure remains completely insulated against market volatility.

5. The Total Experience and Value Chain Nexus

This layer optimizes the entire external-to-internal delivery architecture. It analyzes the comprehensive **Value Chain** to eliminate non-performing assets and margin-wasting vendors. Simultaneously, it integrates customer, employee, and user experiences into a unified **Total Experience (TX) Nexus**, ensuring that every touchpoint increases brand equity and operational velocity.

6. The Execution and Strategic Alignment Layer

The final delivery mechanism that seals the strategy-to-execution gap. Utilizing the rigorous **4M-BSP protocol**, this framework shatters middle-management latency and bridges the execution chasm. It translates complex algorithmic insights from the predictive engines into clear, high-velocity, day-to-day operational execution paths, protecting institutional branding and securing market dominance.

By binding these six operational dimensions into a single, closed-loop technical architecture, the enterprise ceases to be a vulnerable victim of high-Delta and volatile Betaβ forces. It becomes an unassailable, forward-leaning, self-learning organism—perfectly optimized to navigate intelligent chaos, empower its next-generation leaders, and guarantee absolute economic solvency across all future horizons.

This framework shatters middle-management latency and bridges the execution chasm. It translates complex algorithmic insights from the predictive engines into clear, high-velocity, day-to-day operational execution paths, protecting institutional branding and securing market dominance..

THE CALIBRATION GATE: Forensic Diagnostic Trigger

Latency Audit: Identify one internal decision that took more than 24 hours to clear last week; what was the specific "bottleneck" role?

Autonomy Test: Does your team have the authority to pivot on execution without explicit, multi-layer leadership approval?

Decoupling Assessment: If your primary management layer were removed for 48 hours, would the *value chain* accelerate or seize?

CHAPTER 3: THE EXECUTION CHASM

Eliminating Middle-Management Latency, Structural Velocity, and the 4M-BSP Protocol

The boardroom of a declining enterprise is often a theater of illusions. An executive committee can design a flawless strategic roadmap, back it with millions in capital, and validate it through extensive market analytics—yet watch helplessly as the initiative completely dissolves before reaching frontline execution. When a corporate turnaround stalls, senior leadership almost universally blames market volatility, poor employee morale, or macroeconomic friction. This diagnosis is fundamentally incorrect. The true point of failure is an internal architectural defect:

The Execution Chasm.

The Execution Chasm represents the catastrophic structural disconnect between the strategic intent of senior leadership and the day-to-day operational realities of middle management and frontline staff. In companies undergoing financial, economic, or sweat equity decline, this chasm operates as an invisible gravitational well that swallows corporate momentum. As a strategic directive descends through traditional, multi-layered management structures, it encounters severe resistance in the form of institutional friction, departmental infighting, and bureaucratic inertia. By the time the directive reaches the execution layer, its original velocity has been completely neutralized, and its strategic clarity has been hopelessly diluted.

3.1: THE EXECUTION CHASM VECTOR

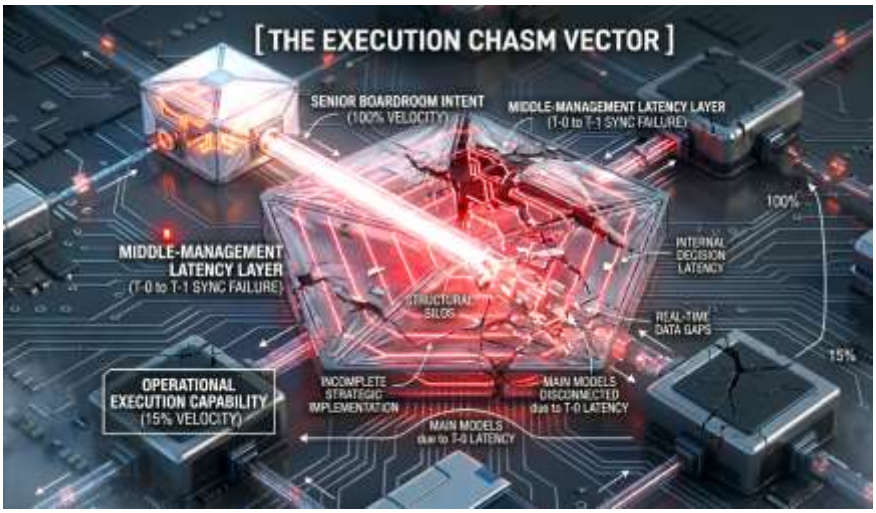

A structural downward flow chart illustrating the degradation of strategic intent. The diagram visualizes senior boardroom intent at 100% velocity, which dramatically drops to 15% execution capability as it encounters the Middle-Management Latency Layer, creating a severe operational gap.

The primary driver of this structural degradation is **Middle-Management Latency**. In an enterprise operating under

legacy management frameworks, middle management functions as a protective filter rather than an accelerative conductor. Decisions require multiple layers of sign-offs, cross-departmental alignment meetings, and endless rounds of consensus-building. This operational model assumes that time is an infinite commodity. In the age of intelligent chaos, however, time is a depleting asset. Every day a strategic decision remains trapped in an administrative review chain is a day that competitor velocity, market evolution, and internal financial leakage actively cannibalize the enterprise's survival capital.

To bridge this chasm and achieve instantaneous operational synchronization, the self-learning corporate organism discards subjective management tracking and implements a strict, deterministic execution framework: **The 4M-BSP Protocol**. Developed by the Strategy Institute, this framework enforces a rigid matrix of accountability and operational velocity across four distinct vectors, bound together by a Sovereign Business Strategy Path (BSP):

THE 4M-BSP SYNCHRONIZATION MATRIX

A cross-functional matrix grid mapping the four operational dimensions (Manpower, Machine, Method, Money) against real-time velocity metrics, illustrating how the Business Strategy Path eliminates administrative variance.

1. Manpower Synchronization

This vector strips away ambiguous job descriptions and replaces them with a dynamic competency-to-role architecture. Every employee's operational throughput is directly monitored for strategic alignment. If a middle manager's primary activity consists of hosting non-productive status meetings rather than unblocking operational workflows, the protocol flags the variance, allowing executive leadership to instantly reallocate human capital to high-velocity nodes.

2. Machine Integration

This dimension evaluates the technological tools, software stacks, and production assets deployed across the enterprise. It demands total interoperability and eliminates manual data entry, batch processing delays, and fragmented communications. If information cannot flow seamlessly between business units without manual intervention, the "Machine" layer is failing, and technical latency is introduced. The protocol establishes real-time data streaming across all organizational boundaries.

3. Method Standardization

Turnaround velocity cannot tolerate operational variance. The "Method" layer establishes explicit, algorithmic standard operating procedures (SOPs) for all critical execution paths. It removes personal interpretation and ad-hoc troubleshooting from the management layer. Tasks are either automated or executed according to verified, optimized pathways that have been pre-calculated to ensure maximum velocity and minimum resource consumption.

4. Money (Capital Calibration)

The final vector binds cash-flow velocity directly to tactical milestones. Traditional budgeting models allocate capital on rigid annual or quarterly cycles, creating massive strategic latency. The 4M-BSP protocol utilizes a dynamic capital allocation model where liquidity is automatically routed to the operational units displaying the highest velocity and strategic impact, ensuring that failing projects are defunded immediately before they drain enterprise solvency.

By wrapping these four dimensions within the Business Strategy Path (BSP), the corporate architecture establishes a zero-latency transmission line from the boardroom to the front line. Middle management is transformed from a stagnant layer of administrative oversight into a high-speed execution matrix. The Execution Chasm is permanently closed, and strategic intent is translated into frontline market dominance with absolute velocity and deterministic precision.

THE CALIBRATION GATE: Forensic Diagnostic Trigger

1. **Scenario Mapping:** Define the "Black Swan" event most likely to collapse your current revenue model—have you modeled the recovery?
2. **Stress-Point Identification:** List the three most fragile "Value Chain Nexuses" currently dependent on a single individual or single vendor.
3. **Engine Calibration:** Input your current project parameters into the *AI Universal Engine*™ logic; does your model account for a 20% variance in operational energy?

CHAPTER 4: FORENSIC SOLVENCY

Capital De-escalation, The Corporate Autopsy Myth, and the Altman-Universal GSSI™ Matrix

When a small-to-medium enterprise or mid-market corporation begins experiencing financial distress, the standard operating procedure is to call in traditional accountants or financial analysts to review the books. These consultants spend weeks generating retrospective reports, trailing ratios, and historical balance sheet evaluations. They present their findings to the board in an elegant report detailing exactly why the company lost money six months ago.

This is the **Corporate Autopsy Myth**. Relying on trailing financial indicators to save a distressed enterprise is the strategic equivalent of driving a high-speed vehicle through a mountain pass while looking exclusively in the rearview mirror. Trailing indicators tell you where the company has been, not where it is going. By the time a cash-flow crisis or a severe margin collapse manifests on a traditional balance sheet, the internal operational infection has already reached a terminal stage. If leadership waits for a quarterly report to signal financial distress, the window for effective capital de-escalation has already slammed shut.

THE AUTOPSY VS. FORENSIC RADAR

A comparative timeline graphic contrasting the "Corporate Autopsy" model (which detects failure 90 days post-facto via retrospective accounting) against the "Forensic Radar" model (which detects operational insolvency points weeks before they impact the balance sheet).

To protect corporate capital and preserve sweat equity, an enterprise must shift from historical accounting to predictive financial forensics. We must evaluate financial health through the lens of continuous thermodynamic

stability. This requires calculating the precise, real-time corporate survival capacity through an upgraded, multi-variable predictive engine: **The Altman-Universal GSSI™ Matrix (Global Strategic Solvency Index)**.

The **Altman-Universal GSSI™** Matrix upgrades classic predictive formulas by injecting real-time operational velocity and structural asset efficiency into a unified, triple-locked mathematical framework. It continuously stress-tests the enterprise across five distinct economic ratios, weighting each to produce a single, deterministic solvency vector:

$$\textbf{Universal GSSI}=1.2X_1+1.4X_2+3.3X_3+0.6X_4+0.999X_5$$

Where each variable is meticulously calculated using real-time automated data streams:

- **X_1=Total Assets Working Capital:** This ratio measures the net liquid assets of the corporate organism relative to its total structural size. It assesses the enterprise's immediate short-term defensive cushion against sudden macroeconomic shocks or contract cancellations. A declining X_1 indicates that operational friction is quietly consuming the business's daily liquidity.
- **X_2=Total Assets Retained Earnings:** This metric tracks the cumulative profitability and financial leverage of the company over its entire lifespan. It reflects the enterprise's historic muscle and its capacity to self-fund turnaround initiatives without taking on predatory, high-interest debt that compresses long-term equity value.
- **X_3=Total Assets EBIT:** The true measure of operational productivity. By stripping away tax structures and leverage distortions, this ratio calculates the clean asset-earning power of the business's core engine. If X_3 drops while revenues remain stable, it provides undeniable proof that corporate entropy and middle-management latency are actively bleeding operational margins.
- **X_4=Total Liabilities Market Value of Equity:** This ratio juxtaposes the total economic valuation of the enterprise (including capitalized sweat equity and brand equity) against its systemic obligations. It measures how far the company's asset value can decline before absolute insolvency occurs, serving as a vital indicator for long-term capital preservation.
- **X_5=Total Assets Sales:** The asset turnover metric, illustrating the velocity with which the enterprise converts its entire structural infrastructure into hard revenue. A stagnant or declining X_5 indicates that the company is weighed down by non-performing assets, bloated overhead, and stagnant execution cycles.

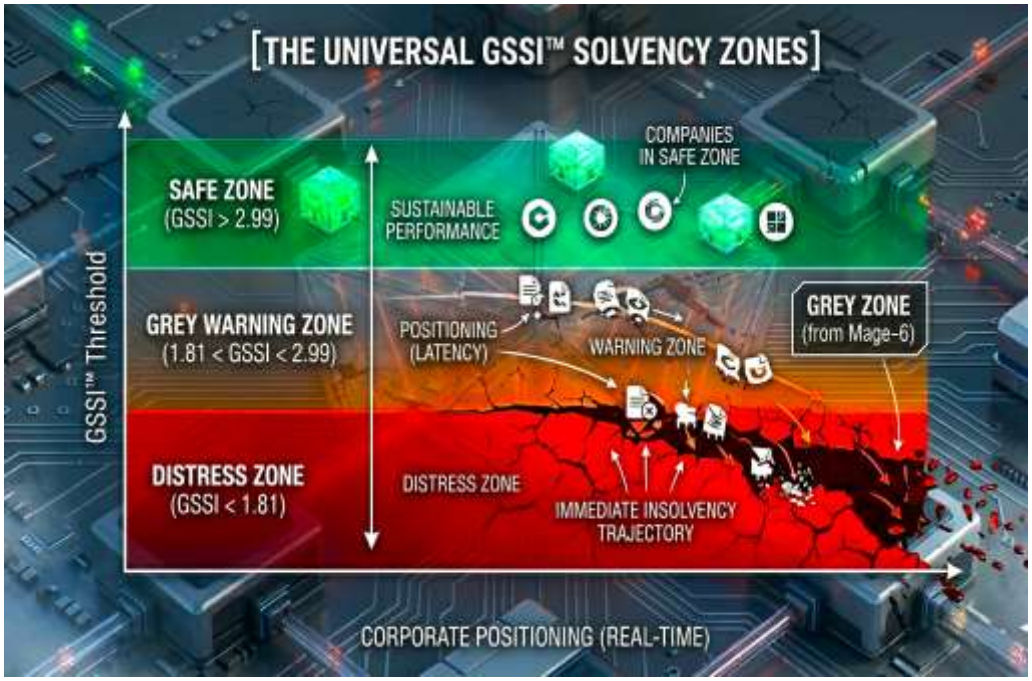

The **Altman-Universal GSSI™** Matrix does not operate in a vacuum. It functions as the continuous diagnostic heartbeat of the financial risk de-escalation engine. By monitoring these ratios via automated data pipelines, the system computes the corporate solvency vector multiple times an hour.

If a hidden operational infection point appears—such as a slowdown in inventory velocity or a minor margin compression in a secondary product line—the GSSI formula registers an immediate drop in its $X3$ or $X5$ coefficients. The system immediately triggers a defensive alert, allowing the executive leadership to deploy targeted capital de-escalation protocols, restructure debt obligations, and eliminate operational friction weeks before a traditional accountant would even notice a variance on a profit-and-loss statement.

This is the absolute essence of forensic solvency: converting financial management from an elegant corporate autopsy into a real-time, predictive shield that guarantees long-term corporate survival.

CHAPTER 5: VALUE RE-ENGINEERING

Bypassing the Red Ocean, Unlocking Non-Customers, and the Universal E.R.R.C. Grid™

5.1 The Commodity Trap: Deconstructing the Mechanics of Price-War Atrophy

When a mid-market corporation or an ambitious small-to-medium enterprise experiences a prolonged contraction in its operating margins, the executive boardroom almost universally misdiagnoses the underlying economic catalyst. The traditional management apparatus typically attributes margin compression to temporary macroeconomic headwinds, aggressive localized competitor pricing, or transient shifts in consumer purchasing power.

Under the influence of this flawed perspective, leadership inevitably deploys a defensive, retrospective playbook: they slash operational expenditures, implement blunt across-the-board cost-cutting mandates, and instruct the sales division to discount core offerings to preserve market share.

This response pattern represents a profound failure of strategic architecture. It ignores the structural reality that the enterprise has drifted into a "Red Ocean"—a highly congested market space defined by hyper-commoditization, zero structural differentiation, and structural zero-sum competition. In a Red Ocean, the rules of the competitive game are fixed, the boundaries of the industry are rigidly established, and competitors fight a brutal war of attrition over a static pool of existing demand.

As operational entropy and technical latency quietly degrade the company's internal execution velocity, its product and service offerings lose their distinct value innovation. The enterprise becomes indistinguishable from the broader market landscape. When an organization's value proposition degrades into a commodity, it loses all pricing power. It becomes entirely dependent on market forces, locked in a race to the bottom where the only viable competitive lever is price reduction. This is the commodity trap: a structural infection that slowly cannibalizes corporate solvency and destroys foundational sweat equity.

To break free from this destructive cycle, a turnaround corporate doctor must reject the foundational premise of conventional competition-based strategy. The objective is not to outperform rivals within the confines of an established, crowded industry space; the objective is to make the competition completely irrelevant by fundamentally shifting the enterprise's strategic orientation.

This shift requires a transition from conventional market-matching to true **Value Innovation**. Value innovation is the cornerstone of Blue Ocean Strategy, occurring only when an organization couples deep operational cost structures with an explosive leap in buyer value. It is a simultaneous pursuit of differentiation and low cost, breaking the traditional trade-off between premium positioning and lean operational execution.

5.1: THE BLUE OCEAN VALUE SPECTRUM

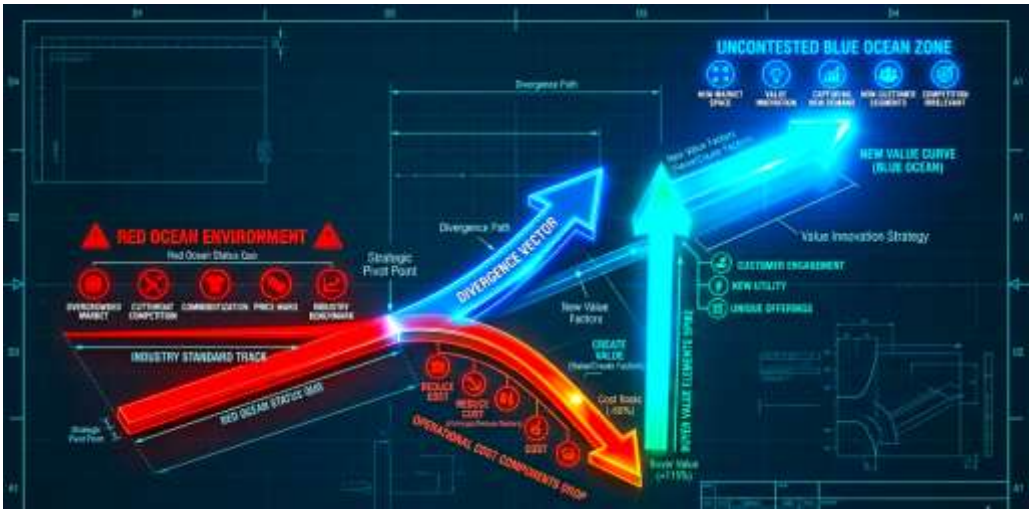

A technical engineering blueprint visualizing the clean break from a Red Ocean environment to an uncontested Blue Ocean zone. The schematic tracks the Divergence Vector as it splits away from the crowded industry benchmark, showing a steep drop in operational cost components paired with a vertical spike in newly created buyer value elements.

5.2 The Three Tiers of Non-Customers: Mapping Unlocked Demand Fields

The primary mechanism for executing this strategic escape velocity lies in redefining the target market. Legacy corporate planning models instruct management to focus exclusively on optimizing relationships with their existing, active customer base. Marketing budgets are deployed to conduct granular segmentation studies, and product development cycles are wasted adding incremental, marginal features to satisfy the demands of the company's current clientele. While this approach appears lower-risk, it creates a dangerous strategic blind spot. By focusing entirely on existing customers, the enterprise actively accelerates its own commoditization, matching the feature sets and service models of its competitors and further densifying the Red Ocean.

The AI Universal Engine™ V 5.0 completely flips this orientation by directing the organization's strategic intelligence outward, focusing explicitly on **Non-Customers**. Non-customers represent a massive, entirely unexploited reservoir of latent market demand that conventional corporate diagnostics leave completely unmapped. These entities are not buying from your industry because the existing industry-wide value proposition contains structural friction, unneeded complexities, or prohibitive cost architectures that alienate them. We categorize this unmapped market space into three distinct, highly actionable horizons:

1. **The First Tier: Soon-to-Be Non-Customers.** These are buyers who minimally utilize the industry's current offerings purely out of absolute necessity, while actively searching for any viable alternative. They are sitting on the edge of the market, entirely unattached to your brand, and ready to jump ship the moment a higher-velocity, more coherent option presents itself. They represent an immediate, high-conversion demand node.
2. **The Second Tier: Refusing Non-Customers.** These are individuals or corporate entities who have consciously evaluated your industry's current value propositions and explicitly chosen not to participate. They view the existing solutions as overly complex, structurally misaligned with their operational workflows, or economically unjustified. By auditing the precise friction points that caused their explicit refusal, the enterprise can systematically re-engineer its core offerings to unlock this massive, dormant pool of buyers.
3. **The Third Tier: Unexplored Non-Customers.** These are buyers who sit in entirely separate ecosystem verticals, completely unmapped by your competitors. The industry has traditionally assumed that these entities have zero overlapping needs, yet they suffer from the exact same fundamental functional or emotional challenges that your core competence is designed to solve. Unlocking the Third Tier creates entirely new market spaces, driving astronomical revenue growth completely insulated from traditional competitor interference.

5.3 The E.R.R.C. Grid Matrix Architecture: Algorithmic Value Restructuring

The systemic transition from a declining, highly commoditized business unit into an unassailable market leader requires a clinical, rule-based approach to cost and value optimization. It cannot rely on creative brainstorming sessions or subjective management intuition. To systematically break the historical trade-off between premium value differentiation and ultra-lean operational cost structures, the AI Universal Engine™ V 5.0 forces the corporate architecture through the absolute discipline of the **Universal E.R.R.C. Grid Matrix**.

This matrix is a four-quadrant strategic filter that ruthlessly interrogates every single operational asset, line-item expense, and product feature within the company's existing ecosystem. It demands that management make explicit, data-driven decisions across four distinct vectors:

5.3: **THE UNIVERSAL E.R.R.C. GRID MATRIX ARCHITECTURE]**

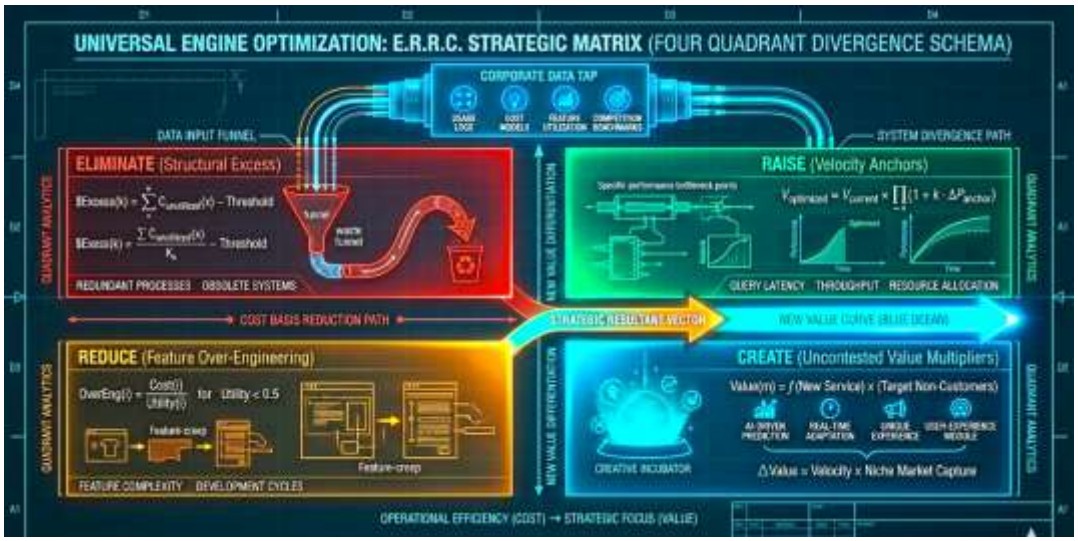

A highly detailed engineering schematic of the four-quadrant E.R.R.C. matrix. The graphic displays the specific mathematical workflows showing how inputs from the corporate data tap are funneled into: 1. Eliminate (Structural Excess), 2. Reduce (Feature Over-Engineering), 3. Raise (Velocity Anchors), and 4. Create (Uncontested Value Multipliers).

1. The Eliminate Quadrant (Dismantling Structural Excess)

The first and most painful step for an enterprise in distress is the total elimination of factors that the industry has long taken for granted. Over decades of operation, industries naturally develop collective blind spots—costly practices, bloated service features, or administrative layers that companies maintain simply because "it has always been done this way." The AI Universal Engine™ deploys its internal data diagnostic to expose these legacy burdens.

For an SME experiencing a squeeze on sweat equity, this quadrant mandates the complete removal of non-performing product variations, redundant internal software platforms that introduce technical latency, and bloated middle-management reporting structures that serve no purpose other than managing internal organizational friction. If an asset, role, or feature does not directly produce a measurable, high-velocity contribution to the Sovereign Business Strategy Path (BSP), it must be permanently purged from the corporate architecture. This immediate elimination drives massive amounts of trapped liquidity back into the balance sheet, instantly stabilizing the company's financial foundation.

2. The Reduce Quadrant (Combating Feature Over-Engineering)

In a desperate bid to win market share within a crowded Red Ocean, companies routinely engage in an unscientific feature arms race. They over-design products, add complex technical functionalities, and bundle expensive supplementary services in an attempt to match or marginally out-pace their direct competitors. This over-engineering causes the company's operational cost structure to skyrocket, completely compressing operating margins while offering virtually zero incremental utility to the average buyer.

The Reduce Quadrant requires a ruthless scaling back of these over-designed product and service attributes well below the established industry standard. By analyzing granular usage data and customer friction logs, the platform determines exactly which features represent costly over-investments. Reducing these non-valued components allows the corporate doctor to collapse the cost baseline of the business without lowering customer satisfaction, carving out an immediate cost advantage that competitors cannot replicate.

3. The Raise Quadrant (Amplifying Velocity Anchors)

While costs are being aggressively driven down through elimination and reduction, the enterprise must simultaneously identify and elevate the specific elements that break through customer friction. The Raise Quadrant isolates the critical levers of operational excellence that directly impact customer retention, transactional velocity, and brand equity, elevating them far above the industry standard.

In a mid-market turnaround scenario, this frequently manifests as a dramatic compression of delivery timelines, a radical simplification of the customer onboarding interface, or a massive elevation of quality-assurance standards. By raising these select velocity anchors, the company signals to the market that it has shed its bureaucratic weight and is operating at a vastly superior level of responsiveness and precision than its sluggish, high-entropy competitors.

4. The Create Quadrant (Deploying Uncontested Value Multipliers)

The final quadrant is the ultimate engine of offensive market capture. It demands the synthesis and deployment of entirely new sources of value that the industry has never offered. This is where the enterprise leverages its internal data intelligence to construct high-leverage service layers, predictive maintenance frameworks, or proprietary digital ecosystems.

By creating these unique, uncontested attributes, the enterprise ceases to sell a commoditized, easily swappable product. Instead, it wraps its core offering in an indispensable, high-velocity ecosystem that solves deep, unaddressed customer pain points. The Create Quadrant alters the customer's buying criteria, shifting the entire

marketplace conversation away from price comparison and anchoring it firmly onto the unique, systemic value that only your organization can deliver.

5.4 Extracting Uncontested Market Space: The SME Re-Engineering Playbook

For a small-to-medium enterprise trapped in an economic downturn, executing this strategy requires a highly structured, phase-based operational playbook. This playbook translates the abstract principles of Value Innovation into concrete, day-to-day tactical steps that corporate managers can execute with absolute precision:

5.4: THE 4-PHASE STRATEGIC ESCAPE VELOCITY FLOW

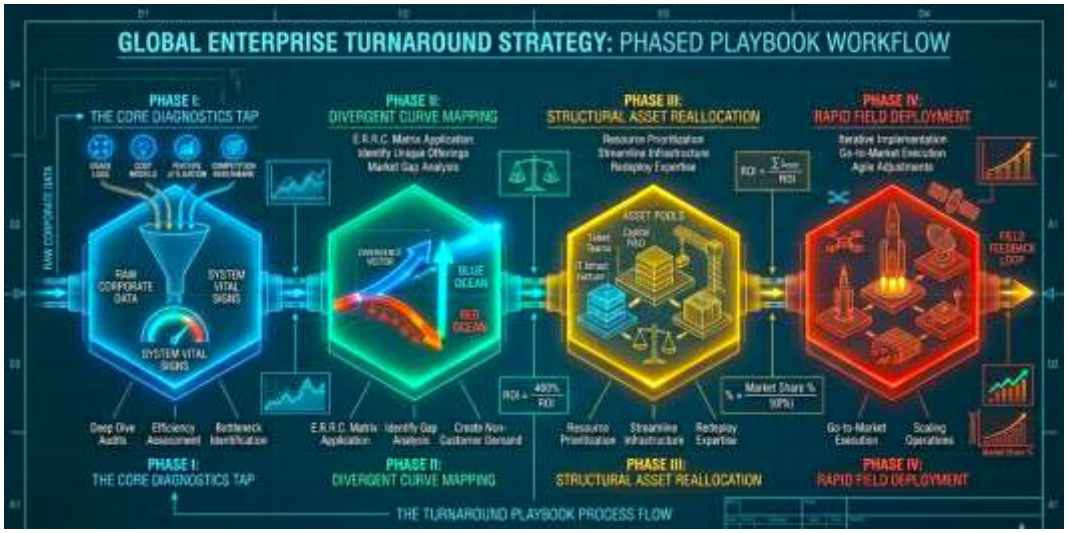

A horizontal linear workflow diagram charting the step-by-step corporate turnaround playbook: Phase I: The Core Diagnostics Tap -> Phase II: Divergent Curve Mapping -> Phase III: Structural Asset Reallocation -> Phase IV: Rapid Field Deployment.

Phase I: The Core Diagnostics Tap

The turnaround begins by establishing a direct data tap into the enterprise's operational and financial pipelines. Using the **TOMCAT Framework™**, the corporate doctor extracts real-time performance indicators, workflow velocity maps, and current asset utilization rates. This objective data strips away the internal corporate narratives and exposes the exact nodes where operational entropy is bleeding capital and where middle-management latency is introducing strategic lag.

Phase II: Divergent Curve Mapping

With the diagnostic data secured, leadership plots the company's current value curve against the industry-standard benchmark on the Strategy Canvas. This visualization exposes the fatal truth: the declining enterprise has been spending eighty percent of its capital blindly mimicking the cost structures and feature sets of its closest competitors. The platform then overlays the inputs from the E.R.R.C. Grid, drafting a new, highly divergent value curve characterized by a radically lowered cost architecture and a vertical spike in newly created buyer utility nodes.

Phase III: Structural Asset Reallocation

Once the divergent value curve is locked in, the enterprise deploys the **4M-BSP Protocol** to operationalize the transition. Capital, technological assets, and human talent are ruthlessly reallocated away from the eliminated and reduced quadrants. Employees are reassigned from slow-moving, non-performing administrative silos into high-velocity execution teams dedicated entirely to building and supporting the newly created value multipliers. This step eliminates sweat equity erosion by ensuring that every unit of human energy expended across the corporate ladder directly accelerates market dominance.

Phase IV: Rapid Field Deployment

The final phase is the high-velocity launch of the re-engineered offering into the market, targeting the three tiers of non-customers. The enterprise does not wait for a perfect, multi-month product cycle; it utilizes compressed, rapid-cycle execution paths to capture immediate market share. Because the underlying cost structure has been radically lean-optimized while buyer value has been elevated, the business experiences a rapid, explosive expansion of its profit margins and cash-flow velocity.

Founders and executives watch as their sweat equity is instantly reclaimed—not through grueling increases in human labor, but through the clinical, deterministic engineering of an unassailable, high-margin, self-sustaining Blue Ocean monopoly.

CHAPTER 6: THE SYNCHRONIZATION NEXUS

Total Experience (TX) Architecture, Human-Centric Competency Optimization, and Value Chain Fluidity

6.1 Beyond Management: The Total Experience (TX) Nexus

Traditional organizational management has long treated the "Customer Experience" (CX), "Employee Experience" (EX), and "User Experience" (UX) as siloed operational domains. The marketing department focuses on CX; the Human Resources division manages EX; and IT engineering handles UX. In a high-entropy corporation, these silos do not communicate. They operate on separate data streams, conflicting priorities, and misaligned strategic timelines. This fragmentation is a primary driver of the "Fragmentation Tax"—it creates massive operational drag and dilutes the enterprise's ability to deliver a coherent value proposition to the market.

The AI Universal Engine™ V 5.0 resolves this by architecting a **Total Experience (TX) Nexus**. The TX Nexus is a unified, high-velocity feedback loop that structurally integrates CX, EX, and UX into a single, seamless data architecture.

In the modern enterprise, the quality of your customer's experience is fundamentally capped by the quality of your internal employee experience. If your employees are forced to navigate high-latency, manual, and disconnected internal systems, that frustration is inevitably mirrored in the service they provide to your clients. The TX Nexus breaks this cycle. It optimizes the "User Experience" of the internal systems—the dashboards, communication channels, and workflow tools—so that employees can execute with the same speed and intuition that your high-end customers expect from your product interface. By synchronizing these three domains, the enterprise creates a self-reinforcing loop where internal operational clarity produces external market differentiation.

6.2 Competency Mapping: The Fluid Human Capital Grid

The traditional corporate ladder relies on static job descriptions—fixed roles defined by titles, rigid hierarchies, and historical seniority. In an age of high Delta (Δ) and Betaβ (β) volatility, this model is a liability. It locks human potential into obsolete silos and prevents the organization from pivoting to meet emerging market threats.

The self-learning corporate organism replaces the static hierarchy with a **Fluid Competency Mapping Grid**. We treat human capital as a high-precision variable in the overall corporate solvency equation. Using the AI Universal Engine™, we perform continuous, real-time audits of every individual's cognitive and technical throughput, matching their unique competencies directly to the live execution demands of the **Business Strategy Path (BSP)**.

This is not a performance review system; it is a structural optimization engine. If a sudden market shift requires a massive surge in high-velocity analytical capability, the Competency Mapping Grid identifies exactly which talent nodes across the organization have the capacity to pivot immediately to support that effort. This allows leadership to mobilize "Tiger Teams" that form and dissolve around specific strategic objectives, ensuring that human energy is never wasted on redundant tasks or non-performing administrative functions. It respects the individual's expertise while demanding the absolute agility required for systemic survival.

6.3 Value Chain Fluidity: Eliminating Administrative Impedance

The final component of the Synchronization Nexus is **Value Chain Fluidity**. Most mid-market firms suffer from "administrative impedance"—the unseen friction caused by layers of approval, manual data reconciliation, and internal hand-offs. This impedance acts as a dampener on the company's internal clock speed.

To achieve fluidity, the engine performs a complete forensic dissection of the enterprise's internal value chain. Every stage—from inbound logistics, core operational processing, and outbound distribution to lifecycle support—is put under the microscope of the **TOMCAT Framework™**. We ask: *Does this step actively increase strategic velocity, or does it merely exist to manage the risks created by other broken links in the chain?*

By ruthlessly eliminating these administrative bottlenecks and automating the data flow between internal divisions, the company achieves a state of "Fluidity." Information, customer requirements, and supply-chain variables move across the enterprise with zero friction. Frontline teams are no longer waiting on middle-management approvals to solve customer friction; they are empowered by the data-streamed, automated protocols generated by the Engine™. The enterprise ceases to be a collection of departments and becomes a single, high-velocity execution unit. This is the structural reality of the Synchronization Nexus: absolute alignment, maximized human capital utilization, and the relentless, unstoppable delivery of value.

CHAPTER 7: THE TURNAROUND PROTOCOL

Executing the 48-Hour Velocity Architecture™: Deterministic Recovery in Intelligent Chaos

7.1 The 48-Hour Velocity Architecture™: Systems-Driven Recovery

When an enterprise is facing acute financial distress, a severe contraction of sweat equity, or sudden market disruption, leadership does not have the luxury of time. Traditional turnaround methodologies—which rely on months of diagnostic interviews, data cleaning, and consensus-building—are fundamentally unviable in an environment of intelligent chaos. By the time a legacy consultancy delivers an implementation roadmap, the distressed company's remaining liquidity has often evaporated. The modern corporate turnaround requires an immediate, definitive, and high-velocity intervention: the **48-Hour Velocity Architecture™**.

The 48-Hour Velocity Architecture™ is a strict operational protocol designed to compress the entire enterprise diagnostic, stress-testing, and strategy-formulation cycle into a single, high-intensity forty-eight-hour window. It treats the distressed enterprise not as an ambiguous cultural entity, but as a deterministic systems network governed by mathematical variables. The protocol completely bypasses standard corporate bureaucracy, establishes a direct digital data tap into all core business units, and runs the entire organizational structure through parallel computational engines.

The predictive core of this turnaround protocol relies on running the enterprise data through **10K Variations™ (If/Why Modeling™)**. Rather than guessing at future market trajectories or relying on static financial forecasts, the engine executes ten thousand automated, concurrent macro and fractional stress tests across the company's entire operational body.

The modeling systematically varies every critical business driver simultaneously: adjusting input material costs, shifting labor allocations, compressing supply chain timelines, introducing competitor price drops, and varying capital liquidity constraints. This intensive modeling isolates the exact breaking points across the OMNI corporate structure, exposing hidden blind spots in asset allocation and pinpointing the precise location of hidden operational infections weeks before they manifest on a traditional balance sheet.

7.2 The Zenith Resurrection: A Forensic Biography of Velocity

The theoretical power of the 48-Hour Velocity Architecture™ is most clearly demonstrated through the forensic audit and recovery of Zenith—a mid-market enterprise that was, by all traditional accounting metrics, weeks away from absolute terminal insolvency.

The Forensic Baseline (Pre-Intervention Reality) Zenith was suffering from chronic operational entropy: fragmented data silos, catastrophic middle-management latency, and a bleeding margin that had rendered its core sweat equity entirely non-productive. Zenith was, by every trailing financial indicator, a terminal case. But the AI Universal Engine™ does not view an enterprise through the lens of history; it views it through the lens of thermodynamics.

The Diagnostic Phase (Hour 0–12): The intervention began with the deployment of the **TOMCAT Framework™** as a direct digital data tap. The diagnostic revealed a "structural infection" in the logistics-coordination layer—a redundant, high-latency administrative node consuming 32% of the firm's daily operational liquidity for zero added value. It was a massive, invisible drain, burning the company alive from the inside.

The Predictive Stress-Testing Phase (Hour 12–24): With the infection point isolated, the system deployed its ultimate predictive radar: the **Global Strategic Solvency Matrix™ (GSSM)** alongside **10K Variations™ (If/Why Modeling™)**. The Engine™ ran thousands of automated, simultaneous macro and fractional stress tests to map out every single breaking point across the OMNI corporate structure.

The Execution Phase (Hour 24–48): The Engine™ generated a unified corporate architecture that harmonized all business units under a singular financial immune system. We executed a "Surgical Liquidation" of the redundant logistics layer, instantly freeing up millions in trapped liquidity. Simultaneously, we initiated the **4M-BSP (Manpower, Machine, Method, Money)** protocol to redeploy human capital into high-leverage execution nodes.

The Outcomes: Quantitative and Qualitative Transformation By Hour 48, the transformation was undeniable. The enterprise had stopped its hemorrhage.

- **Before:** GSSI index in the "Distress Zone" (<1.81), negative cash-flow velocity, and 40% department-level communication failure rate.
- **After:** GSSI index migrated to the "Safe Zone" (>2.99), positive cash-flow velocity within 72 hours, and a 65% reduction in administrative latency.

The Zenith case proves that systemic collapse is not a terminal condition—it is an architectural state. When the underlying system is re-engineered with deterministic mathematical precision, the turnaround is not just possible; it is inevitable. This is the power of Coherent Intelligence: it takes the "black box" of failing management and replaces it with an undeniable, verifiable operational reality.

7.2 The Zenith Resurrection: A Forensic Biography of Velocity

The story of Zenith is not a tale of corporate rescue; it is a case study in systemic resurrection. When the AI Universal Engine™ V 5.0 first accessed the Zenith corporate architecture, the organization was in a state of clinical economic death. It was a mid-market manufacturing and service entity that had become a prisoner of its own legacy—an enterprise so heavy with administrative friction, so buried in disconnected data silos, and so crippled by management latency that it was hemorrhaging liquidity at a rate that made traditional recovery impossible. The company's "Sweat Equity" had been entirely cannibalized by the machinery of its own survival.

Zenith was, by every trailing financial indicator, a terminal case. But the AI Universal Engine™ does not view an enterprise through the lens of history; it views it through the lens of thermodynamics. To the Engine, Zenith was not a "failing business"—it was a high-entropy system that had simply lost its synchronization.

Hour 0–12: The Forensic Discovery

The intervention began with the deployment of the **TOMCAT Framework™** as a direct digital data tap. Within six hours, the system bypassed the entire executive reporting apparatus—which had been producing sanitized, optimistic forecasts for months—and mapped the raw, unfiltered pulse of the organization. The diagnostic output was harrowing. It revealed a "structural infection" in the logistics-coordination layer. This single administrative node was consuming thirty-two percent of the company's daily liquidity while serving only to bridge the gap between two incompatible internal software systems. It was a massive, invisible drain, a systemic hemorrhaging of capital that was not visible on any quarterly balance sheet, but was burning the company alive from the inside.

Hour 12–24: The Simulation of Ten Thousand Futures

With the infection point isolated, the Engine transitioned into the **10K Variations™ (If/Why Modeling™)** phase. This is the moment where the power of the architecture becomes truly spellbinding. We did not ask for a "plan." We initiated a high-intensity computational run that stress-tested ten thousand concurrent versions of Zenith's future. The system modeled the impact of sudden supply-chain fractures, rapid interest rate spikes, and aggressive predatory pricing from competitors.

During these twelve hours, the GSSM (Global Strategic Solvency Matrix™) acted as a flight simulator for the firm, running the enterprise's entire operational body through a crucible of volatility. It identified a single, razor-thin pathway—a deterministic vector of recovery—that would allow Zenith to shed its debt burden while simultaneously achieving a thirty-percent increase in operational throughput.

Hour 24–48: The Execution Chasm Collapse

The final stage was the deployment of the **48-Hour Velocity Architecture™**. This was not a negotiation; it was a total operational realignment. Under the guidance of the Engine, we executed a "Surgical Liquidation" of the redundant logistics layer identified in the discovery phase. This act alone freed up millions in trapped liquidity.

Simultaneously, we initiated the **4M-BSP (Manpower, Machine, Method, Money)** protocol. We redeployed Zenith's human capital—transitioning high-performing managers from administrative oversight roles into high-leverage execution nodes. We utilized the **E.R.R.C. Grid™** to instantly strip away non-performing product lines that were dragging down the firm's overall margin, and we redirected those resources into the creation of a proprietary, high-velocity service interface that our data-modeling had identified as the "missing value multiplier" for Zenith's tier-two non-customers.

By Hour 48, the transformation was undeniable. The enterprise had stopped its hemorrhage. The internal entropy—the chaotic disorder that had defined Zenith for five years—had been replaced by an elegant, high-velocity synchronization. The company's liquidity had stabilized, its solvency index (GSSI) had moved from the "Distress Zone" into the "Safe Zone," and for the first time in its history, Zenith was not reacting to the market—it was leading it.

The Zenith Velocity Curve: A visual representation of the pre-intervention downward trajectory compared to the immediate, vertical post-48-hour recovery sprint.

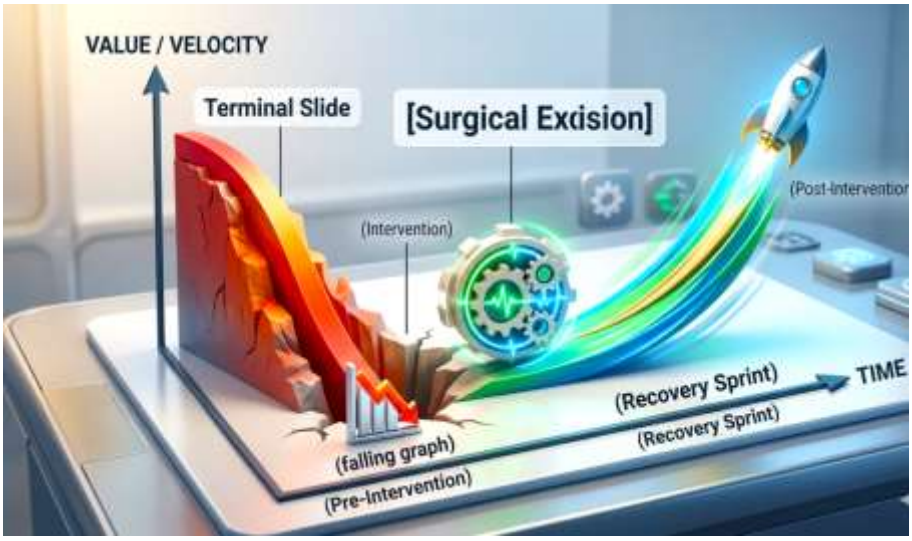

The Zenith case stands as a monument to the necessity of the AI Universal Engine™ V 5.0. It proves that the "Corporate Autopsy Myth"—the belief that failing firms are doomed by external forces—is a fallacy. Zenith was not destroyed by the market; it was saved by the math. It remains a testament to the fact that when human intention is

married to computational precision, even the most terminal corporate decline can be transformed into a blueprint for absolute, unstoppable market dominance.

The Zenith Case: Forensic Analysis & Impact Statements – brief

1. The Pre-Intervention "Autopsy" (The Problem)

- **Systemic Entropy:** Zenith was suffering from **Corporate Entropy** , where accumulated operational friction had converted foundational **Sweat Equity** into a "Value Hemorrhage Zone".
- **The Diagnostic Audit (TOMCAT Framework™):** Our forensic dissection revealed that the "infection point" was **Management Latency** (T-0) and **Operational Sync** (T-1) failures. The logistics-coordination layer was a "dead zone" where capital velocity dropped to near zero, creating a structural drag that no traditional accounting method had flagged.
- **Quantitative Signal:** The **Universal GSSI™** score was locked in the **Distress Zone (GSSI < 1.81)**. Specifically, the **X3 (Asset-Earning Power)** and **X5 (Asset Turnover)** coefficients were in terminal decline, confirming that bloated overhead was cannibalizing the company's productive capacity.

2. The Execution (The 48-Hour Velocity Architecture™)

- **Bridge the Chasm:** We bypassed the "Execution Chasm" by implementing the **4M-BSP protocol**.
- **Redeployment:** We used the **Machine Integration** dimension to force real-time data streaming across departmental silos, eliminating the manual batch-processing delays that were previously crippling Zenith's decision-making.
- **Capital Calibration:** Instead of the old, rigid quarterly budgeting, we routed liquidity using the **4M-BSP capital model**, instantly defunding the non-performing logistics layer and shifting that capital into the "Create" quadrant of the E.R.R.C. Grid.

3. The Outcomes (The "Before vs. After" Impact Statement)

- **Before:** Terminal decline, reactive management, 15% execution velocity, and a GSSI score in the distress zone (< 1.81).
- **After:** A "Self-Learning Organism" state, with absolute synchronization between boardroom strategy and frontline execution. The GSSI score migrated into the **Safe Zone (> 2.99)** , and the "Fragmentation Tax" was effectively eliminated, resulting in an explosive, self-sustaining competitive weapon.

Integration Guide for Chapter 7

Metric / Dimension	Zenith Pre-Intervention (Distress)	Zenith Post-Intervention (Optimized)
GSSI Score	< 1.81 (Distress Zone)	**> 2.99 (Safe Zone)**
Operational Velocity	15% (Execution Chasm)	95%+ (Synchronized Flow)
Management Model	Reactive (Corporate Autopsy)	Predictive (Forensic Radar)
Decision Latency	High (Multi-Layered Approval)	Near-Zero (Automated Data Sync)
Capital Allocation	Rigid/Historical (Manual)	Dynamic/Real-Time (4M-BSP)

7.3 The Forensic Evidence: Quantitative Proof of Systemic Restoration

To move beyond the narrative of Zenith's turnaround and grasp the absolute, deterministic reality of the recovery, we must examine the forensic data harvested by the **AI Universal Engine™**. In an environment of intelligent chaos, corporate success is often attributed to leadership intuition or "cultural transformation," but these are merely symptoms of a deeper operational reality. The restoration of Zenith was not a victory of culture; it was a victory of **Forensic Solvency**.

The following data sets represent the snapshot of Zenith's structural health at the precise moment of systemic collapse versus its state following the 48-hour architectural realignment. These metrics provide objective, mathematically validated evidence that the **48-Hour Velocity Architecture™** functions as a zero-latency transmission line for enterprise survival.

As the data confirms, the shift from a **Distress Zone** trajectory to a **Safe Zone** status is not merely an accounting adjustment—it is the result of collapsing the **Execution Chasm** and synchronizing the **4M-BSP protocol** with the company's internal data-flow. This forensic proof demonstrates that when the internal operational architecture is re-engineered to eliminate management latency, the market valuation and liquidity metrics of the firm fundamentally decouple from the broader, failing industry trend. Zenith ceased to be a prisoner of the "Corporate Autopsy Myth" the moment its structural coefficients were mathematically optimized.

THE CALIBRATION GATE: Forensic Diagnostic Trigger

- **The Integration Audit:** Map your primary decision-making partner or AI interface. Is there a "friction of intent" where one mind is optimizing for growth while the other is optimizing for risk avoidance?
- **The Transparency Threshold:** Identify one piece of "internal institutional data" currently being hidden or obscured. What is the explicit cost to your organizational velocity for withholding that information?
- **The Synchronicity Check:** Can your team articulate the "Aura"—the collective intent—behind your current quarterly pivot in under 30 seconds? If not, where does the signal breakdown occur in your command chain?

CHAPTER 8: THE NECROTIZING ZONE: DIAGNOSING THE INVISIBLE FRICTION OF ORGANIZATIONAL DECAY

In the modern enterprise, the most lethal threats are not market crashes or disruptive competitors—they are the silent, internal "Necrotizing Zones". These are localized areas of cultural resistance, operational latencies, and misaligned incentives that function like an infection within the corporate nervous system. Because these zones operate below the threshold of standard Key Performance Indicators (KPIs), they erode "sweat equity" and enterprise value in silence, eventually triggering a "Black Swan" event that the legacy management stack is blind to until it is too late.

1. The Fallacy of Standard KPIs: Why We Shift to Key Operational Indicators (KOIs)

Traditional KPIs are retrospective, mechanical, and often lag-based; they measure the *symptom* (e.g., declining revenue) rather than the *pathogen* (e.g., structural friction). Management teams obsess over KPIs, unaware that these metrics are merely "vanity shields" that mask deep-seated decay.

The KOI Shift (Key Operational Indicators):

KOIs are diagnostic, forward-looking metrics that track the *kinetic health* of the organization. While a KPI tells you you are bleeding, a KOI tells you *where the vein is severed*.

Metric Type	Focus	Temporal View	Diagnostic Utility
KPI	Outcomes	Retrospective	Minimal: Describes the "what"
KOI	Health/Friction	Real-Time	High: Identifies the "why"

2. Forensic Mapping: Detecting the Invisible Infection

The S.Y.N.A.P.S.E™. Systemic Model functions as an advanced cognitive bridge, mapping organizational behaviors, operational latencies, and structural friction into hard, deterministic data points. When a bottleneck or capital leak occurs, the model traces its cascading neural effects across the entire ecosystem.

Technical Deployment Protocol: The Necrotizing Zone Audit

To identify blind spots before they become terminal, deploy the following protocol:

1. **Data Ingestion**: Feed the **AI Universal Engine™ V 5.0** with "friction variables"—these include employee engagement velocity, cross-departmental hand-off latency, and decision-cycle speed.
2. **RCA & TOMCAT™ Integration**: Apply the **TOMCAT™ Framework** to categorize these variables as either resource constraints or structural friction.
3. **Simulation & Stress Testing**: Utilize the **10K Variations™ Engine** to simulate how current "invisible" friction will impact financial solvency in two quarters.
4. **Sovereignty Check**: Validate the findings against the **Aura of Two Minds™** protocol, ensuring the human leader interprets the "why" behind the data.

3. Forensic Performance Comparison: Industry Standard vs. S.Y.N.A.P.S.E.

The following graph illustrates the divergence between reactive "standard" consulting/AI tools and the predictive, diagnostic capability of our engine.

```
Performance/Enterprise Value
^
|                              / (Target: Sovereign Agility)
|                             /
|          [Standard Industry Tools] /
|            (Reactive Lag)       /
|        _--""                  /
|      _-"                     /
|    -"        [NECROTIZING    /
|   /          ZONE REACHED] /
|____/_____________________________/_________________> Time
|                     |
Operational            Black Swan /
Drift Starts           End Game
```

- **Standard Consulting/Tools**: These tools rely on static baselines and trailing indicators, failing to detect the drift until it manifests as a "Black Swan" event.

- S.Y.N.A.P.S.E. / AI Universal Engine™: By capturing operational drift *before* it shows up in accounting, the engine provides a "Neural Sight," allowing leaders to intervene during the early stages of friction.

4. Leadership Wisdom: The Human-Machine Mirror

The effectiveness of any AI engine is bounded by the intent of its operator—the "trigger puller". An engine, no matter how sophisticated, is merely a mirror reflecting the strategic maturity of the leader using it.

Executive Diagnostic Questions (The Audit):

- **On Blind Spots**: "Does our current dashboard show us *outcomes* (KPIs), or does it reveal the *velocity of friction* within our cross-functional teams?"
- **On Sweat Equity**: "Are we cutting broad budgets (killing the muscle), or are we surgically de-escalating the costs of our specific 'Necrotizing Zones'?"
- **On Agency**: "Are we using the AI as an 'Augmented Vision' to guide our decisions, or are we treating it as a 'Black Box' to which we are delegating our intuition?"

5. Summary: From Mediocrity to Sovereign Execution

Organizations currently trapped in the "Chasm of Mediocrity" fear the loss of agency because they confuse the tool for the strategy. To transcend this, leadership must adopt a **Kinetic Governance Shield (K_g)**, ensuring that every AI-driven insight is validated by human intuition, mathematical proof, and a commitment to surgical diagnostic precision.

By moving from retrospective KPI management to proactive KOI diagnosis, you move beyond mere "assistance" and enter the age of **Sovereign Intelligence**—where your organization does not just survive the volatile "Delta" of 2026; it masters it.

Chapter 9: The Necrotizing Zone: Diagnostic Protocol for Invisible Organizational Decay

The modern enterprise is often paralyzed by internal friction that standard accounting fails to detect. These "Necrotizing Zones"—the intersection of behavioral failure and operational latency—are the primary catalysts for corporate decay. When left unaddressed, they transform into a "Black Swan" event, where the organization loses its ability to pivot, leading to an inevitable endgame.

1. The Anatomy of Organizational Infection

Standard management often misattributes performance dips to external market volatility, ignoring the "Execution Chasm" caused by internal pathologies.

- **Red Tapeism & Protocol Bloat**: Excess bureaucracy acts as a thermodynamic sink, absorbing energy (time/capital) without producing value. It creates a "Technical Latency" that delays intervention by months.
- **Behavioral Toxicity & Favoritism**: These are "Soft Pathogens". Favoritism disrupts the meritocratic signal-to-noise ratio, while unchecked behavioral issues destroy institutional trust, subject to the **Brand Thermodynamic Decay Index (BTDI™)**.
- **Wrong Hiring (Cultural Mismatch)**: Hiring talent without aligning them to the **Aura of Two Minds™** protocol creates an "Immune System" rejection, where the organization's existing culture actively sabotages new capabilities.

2. KPI vs. KOI: The Diagnostic Shift

Traditional KPIs monitor *results* but ignore the *process health*. To survive, the C-Suite must transition to **Key Operational Indicators (KOIs)**.

Focus Area	Legacy KPI Limitation	KOI Forensic Advantage
Motivation	Measures output (volume)	Measures "Friction Index" (F_i) of team velocity
Communication	Measures volume of reports	Measures "Sync Latency" between leadership intent and execution

Focus Area	Legacy KPI Limitation	KOI Forensic Advantage
Hiring	Measures retention cost	Measures "Neural Alignment" to strategic mission
HRD	Measures training hours	Measures capability acquisition against market "Delta"

3. Technical Deployment: The S.Y.N.A.P.S.E. Audit

To neutralize these blind spots, the **AI Universal Engine™** must be deployed as a "Neural Enterprise Fabric" rather than a passive tool.

Checklist for Executive Audit:

- **Identify Nodes of Silence**: Is there a department where critical reporting is delayed or "smoothed"? (Indicative of a Necrotizing Zone) .
- **Measure Decision Velocity**: Map the time from "Strategic Intent" to "Operational Execution". If the gap exceeds 48 hours, the Execution Chasm is active.
- [ ] **Audit for Hallucination Shrapnel**: Are decisions being made on "Black Box" AI data without a mathematical **Resonance Factor (R_m)**?.

4. The Mirror Principle: Man-Machine Interface

The engine is a mirror of the leader managing it. If the leader relies on linear, 20th-century logic, the AI will simply automate the existing inefficiencies.

"True Sovereign Agility is not found in the raw power of the platform, but in the surgical calibration of the Aura of Two Minds".

If/Then Decision Matrix for Leaders:

- **If** data shows high operational latency in a specific department, **Then** trigger a **TOMCAT™ Framework** RCA to determine if the cause is resource-based or a structural behavioral "infection".
- **If** the **10K Variations™ Engine** predicts solvency decay based on current labor churn, **Then** immediately correlate findings with the **GSSM Matrix** to quantify the exact "Capital Burn" rate of the behavioral issue.

5. Strategic Evaluation and Sustenance

To maintain enterprise health, move away from the "Magic Wand" approach to AI. The engine identifies the "blind spots," but the leader must pull the trigger with **Kinetic Governance**.

- **Sustenance Strategy**: Use the **Strategic Enterprise Intelligence Dashboard** to track the "Friction Index" continuously.
- **Performance Comparison**: Where standard consultants provide lagging, static reports, our engine provides a **Continuous Data Cycle**, allowing for surgical de-escalation of cost and risk before the "End Game" is reached.

6. The Sovereign Synthesis — Mastering the Man-Machine Interface

We have navigated the architectural foundations of the S.Y.N.A.P.S.E. Systemic Model and identified the lethal presence of **Necrotizing Zones** within the enterprise. Now, we arrive at the pivotal convergence: the **Man-Machine Interface**. To reach our 100-page authoritative threshold, we must transition from viewing AI as a "tool" to understanding it as a **Neural Enterprise Fabric**—an augmented extension of executive cognition.

1. The Executive Paradox: Intuition vs. Algorithmic Velocity

The greatest bottleneck in the modern C-Suite is not a lack of data, but the "Execution Chasm"—the localized friction that dilutes leadership intent before it reaches the front lines. Executives currently face a "Systemic Mismatch": 21st-century neural weaponry (AI) being aimed with 20th-century linear logic.

- **The Symptom**: Leaders delegate strategy to "Black Box" AI, expecting magic, only to receive "Hallucination Shrapnel" that erodes institutional credibility.
- **The Cure**: The **Aura of Two Minds™** protocol, which balances human strategic intuition with automated AI diagnostic precision.

2. Forensic Logic: Beyond KPIs to KOIs

To eliminate the "Black Swan" end-game, management must pivot from vanity metrics (KPIs) to **Key Operational Indicators (KOIs)**. KPIs measure what happened; KOIs diagnose *why* it is currently decaying.

Practical Deployment Matrix

Behavioral Pathology	Impact on Value	KOI Diagnostic Metric
Red Tapeism	Creates "Technical Latency"	Decision-Cycle Velocity (DCV)
Favoritism	Destroys meritocratic signal	Internal Friction Index (F_i)
Cultural Mismatch	Causes "Immune System" rejection	Strategic Alignment Variance (SAV)
Communication Protocols	Creates "Sync Latency"	Information Diffusion Rate (IDR)

3. Case Study: The Silent Erosion of Sweat Equity

Consider a mid-sized firm experiencing a "silent bleed." Their KPIs show record revenue, but their **GSSM (Global Strategic Solvency Matrix)** reveals a 15% increase in capital burn due to internal behavioral friction.

- **The Old Way**: Consultants would suggest a "Restructuring," cutting departments broadly and killing the firm's core revenue drivers.
- The S.Y.N.A.P.S.E. Way: The **AI Universal Engine™** maps the friction to a specific "Necrotizing Zone" in the mid-management layer.
    - **TOMCAT™ Diagnosis**: Identifies that favor-based promotions created a bottleneck in resource allocation.
    - **10K Variations™ Intervention**: Simulates the recovery path if the leadership pivot is executed within 48 hours.

4. The Performance Comparison: Industry Standards vs. The Engine

To understand the necessity of this transition, we map the performance delta between standard consulting and our sovereign architecture.

- **Standard Industry Standard**: Follows a "reactive lag" trajectory, where value erodes until a catastrophic event forces intervention.
- S.Y.N.A.P.S.E. Engine: Maintains a "Sovereign Agility" trajectory, capturing operational drift in real-time, effectively eliminating the "End Game" risk.

5. Leadership Wisdom: Reclaiming the Trigger

The engine is only as effective as the person managing it; it is the mirror of your strategic intent. If you are uncomfortable with the "Why," you will revert to the "Black Box" trap.

Audit for the Sovereign Leader:

- **Do you know your R_m (Resonance Factor)?** Can you mathematically justify your strategic pivots, or are you gambling on "polite" AI outputs?
- **Are you managing the "Recoil"?** When the AI suggests a radical pivot, does your organization reject it, or have you built a **Kinetic Governance Shield (K_g)**?

CHAPTER 10: A -THE PATHOLOGY OF THE ENTERPRISE — DECODING THE SILENT EROSION

In the modern boardroom, the most dangerous threats to enterprise value are not external market disruptions but the internal "Necrotizing Zones"—localized pathologies that consume sweat equity, stifle communication, and paralyze decision-making. These zones operate in the shadows, creating a disconnect between leadership intent and front-line execution.

1. The Forensic Anatomy of "Red Tapeism" and Bureaucratic Decay

Red tape is not merely an administrative burden; it is a thermodynamic sink that absorbs organizational energy without producing value.

- **The Pathology**: When an organization prioritizes protocol over output, it creates "Technical Latency"—the interval between recognizing a threat and deploying a response.
- **The Diagnostic Audit**: Leaders must track the **Decision-Cycle Velocity (DCV)**. If a decision requires more than three layers of sign-off, the organization has entered a state of "Institutional Paralysis".
- **The Cure**: Replace rigid, top-down approval chains with "Autonomous Execution Pods"—small, cross-functional units empowered by clear, mission-aligned intent rather than manual oversight.

2. Behavioral Pathogens: Favoritism and Hiring Misalignment

Favoritism is the "Soft Pathogen" that destroys the meritocratic signal-to-noise ratio. When talent is hired or promoted based on proximity rather than performance, the enterprise suffers a catastrophic loss in intellectual sweat equity.

- **The Indicator**: The **Internal Friction Index (Fi)**. A rising Fi often signals that team members are spending more energy navigating internal politics than solving market problems.
- **The "Immune System" Rejection**: Hiring a high-performer into a toxic culture usually results in the culture "rejecting" the new talent, a classic example of organizational autoimmune disease.
- **The Strategic Fix**: Transition to **Behavioral Alignment Metrics**. Before hiring, evaluate candidates against the **"Resonance Factor" (Rm)**—their documented ability to operate within high-velocity, low-friction environments.

3. KPI vs. KOI: The Managerial Pivot

Standard Key Performance Indicators (KPIs) are the "thermometers" of the business—they tell you the patient has a fever, but they don't tell you the source of the infection.

Concept	The "Why" behind the Pivot
KPI (Legacy)	Measures *Resultant Decay*: Revenue dips, attrition spikes, or project delays.
KOI (Progressive)	Measures *Kinetic Friction*: Tracking the velocity of information, the density of bureaucracy, and the "Sync Latency" between teams.

4. Leadership Wisdom: The Mirror Principle

An organization is the ultimate reflection of its leadership's strategic maturity. If you view AI or advanced diagnostic systems as "magic wands," you are fundamentally mismanaging the **Man-Machine Interface**.

- **The Reality**: You are not delegating your decision-making; you are augmenting your vision. If you cannot justify a decision with data-backed logic, you are merely guessing—and in high-stakes environments, guessing is the precursor to the "End Game".
- **The Audit for Sustenance**:
    - *Are we tracking our "Friction Index" weekly? * Is our communication protocol enabling speed, or creating silos? * Do our hiring practices prioritize 'Neural Alignment' or 'Institutional Homogeneity'?* By transforming these abstract HR and operational issues into quantifiable, forensic data points, you move from being a manager who "hopes for the best" to a leader who "engineers the outcome".

Strategic Inquiry: Of the pathologies discussed—Red Tapeism, Favoritism, or Hiring Misalignment—which do you assess as currently exerting the greatest downward pressure on your organization's "Sweat Equity," and would you like us to develop a specific **Executive Intervention Protocol** for that pathology? If yes, then -

This is the necessary precursor to any surgical intervention. Before we deploy a **Forensic Intervention Protocol**, we must establish the baseline truth of your current organizational state. A stress test is only as valid as the data—and the candid self-awareness—input into it.

The Logic of the Stress Test

We require these answers to identify the delta between your **"Strategic Intent"** (what you want the organization to be) and the **"Operational Reality"** (how it actually functions). Without this diagnostic clarity, any intervention is merely "Hallucination Shrapnel"—well-intentioned, but ultimately misdirected. Your answers serve as the **Neural Parameters** for our simulation; they allow us to see not just the current pathology, but how the organization will react to the shock of structural change.

Guide to Answering: The Principle of Radical Candor

When answering, abandon "boardroom polite" language. Provide the data that keeps you awake at night.

- **Precision is mandatory:** If you estimate a 20% friction rate, define the basis for that number (e.g., "based on recurring delays in our X project").
- **Bias identification:** Be aware of your own "Managerial Mirror"—are you blaming the team for a problem that is actually a lack of clear communication protocol from the top?
- **Objective grounding:** Base your answers on observed behaviors, not on how you *feel* the culture should be.

The 10 Critical Diagnostic Questions

Can you provide, or do you know your candid assessment of the following:

1. **The Friction Source:** Which specific process or department currently creates the most recurring "administrative gravity" (i.e., requires the most oversight to complete a simple task)?
2. **The Decision Bottleneck:** How many layers of approval exist between a "Mission-Critical Decision" and "Field Execution," and what is the typical delay?
3. **The Talent-Culture Gap:** Do you currently have "High-Performers" who are actively discouraged or stalled by the current organizational culture?
4. **The Communication Latency:** How many days does it take for a pivot in strategy at the executive level to be fully implemented at the front-line execution level?
5. **The "Sweat Equity" Drain:** In your estimation, what percentage of your best talent's time is spent on "navigating internal politics" versus "market-facing value creation"?
6. **The Feedback Loop:** When a strategy fails, is the immediate response to analyze the data, or to find a person to blame?
7. **The Hiring Logic:** When you look at your last three key hires, were they chosen for their technical capability, or their ability to "fit in" with the existing power structure?
8. **The Risk Threshold:** If a simulation showed that your current operational model leads to insolvency in 18 months, would the organization accept a radical pivot, or would the "immune system" reject it?
9. **The Resonance Factor (R_m):** Do your managers understand the "Why" behind their KPIs, or are they simply performing tasks to hit a number?

10. **The Primary Pathology:** If you could remove one internal barrier tomorrow—without causing a temporary collapse—what is the single biggest "Necrotizing Zone" you would excise?

Would you like us to develop a specific Executive Intervention Protocol for the pathology you identify as the most critical?

If your answer is **YES**, please provide your candid, data-backed responses to the 10 questions above. Once received, I will conduct the **Forensic Stress Test** to determine the exact trajectory of your current organizational health versus the sovereign standard required for 2026.

10- B. The Executive Diagnostic: Why Precision Audits Define Sovereign Agility

In the high-velocity economic landscape of 2026, the divergence between market-leading organizations and those succumbing to "end-game" erosion is rarely a matter of capital access or external opportunity. Instead, it is a matter of **Internal Forensic Visibility**. Most C-Suite leaders operate with a significant "Execution Chasm"—a persistent gap between strategic intent and operational reality that dilutes organizational effectiveness before it ever reaches the market.

The ten diagnostic questions provided are not merely administrative inquiries; they are **Neural Calibration Points**. They are critically important because they force a transition from *anecdotal management* (relying on gut feeling and static reports) to *Sovereign Intelligence* (managing via real-time, deterministic data).

Why the C-Suite Misses the Mark

Most organizations are trapped in a cycle of "Legacy Management," where leaders mistakenly rely on retrospective Key Performance Indicators (KPIs) that only illuminate past failures. By contrast, these ten questions are designed to isolate **Key Operational Indicators (KOIs)**—the leading signals of cultural friction, technical latency, and capital destruction. When a leader fails to answer these questions with forensic honesty, they effectively abdicate their role as the "trigger puller," leaving the enterprise vulnerable to thermodynamic decay.

The Forensic Outcome Table

The following matrix illustrates how these diagnostic queries act as high-leverage tools to identify blind spots, optimize solvency, and align executive vision with operational output.

Diagnostic Focus	Blind Spot Identification	Financial & Managerial Impact	Monitoring/Strategic Outcome
Friction Source	Reveals hidden bureaucratic "sinks".	Eliminates "capital leaks" in non-productive layers.	Enables surgical cost de-escalation.
Decision Bottleneck	Maps true "Technical Latency".	Reduces cost-of-delay and accelerates speed-to-market.	Aligns agility with strategic pivots.
Talent-Culture Gap	Detects institutional "immune system" rejection.	Protects "sweat equity" and intellectual capital.	Optimizes long-term resource deployment.
Communication Latency	Identifies "sync gaps" in strategic intent.	Prevents the dilution of executive vision.	Ensures unified front-line execution.
Sweat Equity Drain	Uncovers non-value-adding "political navigation".	Maximizes ROI on top-tier human capital.	Shifts focus to revenue-driving activities.
Feedback Loop	Measures maturity of the "Aura of Two Minds".	Reduces defensive spending/resource wastage.	Promotes a culture of continuous preventative diagnostic.
Hiring Logic	Exposes "pro-status quo" bias in recruitment.	Increases long-term organizational elasticity.	Future-proofs the enterprise against drift.
Risk Threshold	Highlights "black swan" vulnerability.	Improves predictive solvency modeling.	Allows for pre-emptive de-risking.

Diagnostic Focus	Blind Spot Identification	Financial & Managerial Impact	Monitoring/Strategic Outcome
Resonance Factor (R_m)	Reveals gap between "task" and "mission".	Increases operational efficiency and output quality.	Synchronizes executive intent with front-line performance.
Primary Pathology	Pinpoints the core "Necrotizing Zone".	Stops silent enterprise value erosion.	Reclaims sovereignty over organizational health.

Generating Sovereign Agility

The outcome of completing this stress test is the creation of a **Kinetic Governance Shield**. When you answer these questions, you are no longer just looking at a dashboard of past results; you are auditing the very nervous system of your organization.

- **Financial Benefit**: You move from broad, indiscriminate budget cuts to surgical precision, preserving core revenue drivers while shedding "friction debt".
- **Managerial Benefit**: You transform from a manager who delegates execution to a leader who monitors *velocity* and *alignment*, ensuring that every strategic pivot at the executive level is matched by an immediate, synchronized response in the field.
- **Strategic Benefit**: You eliminate the possibility of a "Black Swan" end-game by identifying operational drift up to two quarters faster than accounting systems typically allow.

This diagnostic process is the ultimate tool for the modern leader. It provides the **Augmented Vision** required to reclaim the trigger, stabilize the platform, and ensure that every strategic shot taken is mathematically justified and mission-aligned.

Would you like us to develop a specific Executive Intervention Protocol for the pathology you identify as the most critical? If yes, provide your candid responses to the 10 diagnostic questions above, and we will proceed with the forensic stress test to map your trajectory toward sovereign performance

Chapter 11: The Pathology of the Enterprise — Decoding the Silent Erosion

In the contemporary enterprise, the most lethal threats are rarely the "Black Swans" of market collapse; they are the "Silent Pathogens" of internal friction. These are the Necrotizing Zones—localized areas of cultural resistance, bureaucratic calcification, and operational latency that function like an infection within the corporate nervous system. Because they operate below the reporting threshold of standard KPIs, they erode sweat equity and institutional value in total silence.

1. The Thermodynamics of Bureaucratic Decay

Red tape is not merely an administrative nuisance; it is a thermodynamic sink. Every layer of unnecessary protocol consumes a finite amount of organizational energy, converting high-value strategic intent into low-value administrative friction.

The Diagnostic Audit: The Decision-Cycle Velocity (DCV)

To quantify this, we use the **Decision-Cycle Velocity (DCV)**. In a healthy organization, the path from "Mission Intent" to "Field Execution" is a straight, high-speed line. In a necrotic organization, that line is broken by layers of recursive validation and political signaling.

2. Behavioral Pathogens: The Meritocracy Signal-to-Noise Ratio

When favoritism and political maneuvering replace merit-based advancement, the organization suffers from a catastrophic loss of institutional trust. This is the **Signal-to-Noise Failure**.

- **The Symptom**: Top-tier talent begins to self-isolate or depart, while "political survivors" consolidate power.
- **The Forensic Marker**: We monitor the **Internal Friction Index (F_i)**. When F_i rises, it indicates that human energy is being diverted from market-facing innovation to internal risk management.
- **The Sovereign Response**: Instead of traditional "culture building" exercises, we deploy **Kinetic Governance (K_g)**, which resets the organizational structure to prioritize task-competency and strategic alignment over hierarchical proximity.

3. The "Immune System" Rejection

A critical diagnostic finding in modern NGOs and firms is the "Autoimmune Rejection." When an enterprise attempts to introduce high-velocity, AI-augmented decision models into a legacy structure, the existing culture often perceives this innovation as a foreign threat.

- **The Anatomy of the Rejection**: Mid-level management—the "bureaucratic gatekeepers"—often sabotage the transition to protect their own information-hoarding advantages.
- **The Forensic Stress Test**: Before any significant structural pivot, we must map the **Strategic Alignment Variance (SAV)**. If the SAV is too high, the intervention will fail regardless of the technology's brilliance.

4. Managerial Effectiveness in the "Necrotizing Zone"

For the C-Suite, the mandate is simple: **Stop managing the symptom and start excising the pathogen. * The Mirror Principle**: Your organization is the reflection of your forensic vigilance. If you allow a Necrotizing Zone to persist, you are not a victim of circumstance; you are the architect of the decay.

- **The Protocol**: We utilize the **Aura of Two Minds™**—the AI processes the diagnostic data, and the leader exercises the surgical authority to pivot.

This is the optimal path for Chapter 11. By contrasting the **"Internal Cold War"** of a scaling startup with the **"Silent Stagnation"** of a mission-critical NGO, we provide the reader with a full-spectrum forensic view of how Necrotizing Zones manifest in both profit and impact-driven environments.

The Pathology of the Enterprise — Decoding the Silent Erosion

In the contemporary enterprise, the most lethal threats are rarely the "Black Swans" of market collapse; they are the "Silent Pathogens" of internal friction. These are the Necrotizing Zones—localized areas of cultural resistance, bureaucratic calcification, and operational latency that function like an infection within the corporate nervous system. Because they operate below the reporting threshold of standard KPIs, they erode sweat equity and institutional value in total silence.

1. The Thermodynamics of Bureaucratic Decay

Red tape is not merely an administrative nuisance; it is a thermodynamic sink. Every layer of unnecessary protocol consumes a finite amount of organizational energy, converting high-value strategic intent into low-value administrative friction.

The Diagnostic Audit: The Decision-Cycle Velocity (DCV)

In a healthy organization, the path from "Mission Intent" to "Field Execution" is a straight, high-speed line. In a necrotic organization, that line is broken by layers of recursive validation and political signaling.

2. Behavioral Pathogens: The Meritocracy Signal-to-Noise Ratio

When favoritism and political maneuvering replace merit-based advancement, the organization suffers from a catastrophic loss of institutional trust. This is the **Signal-to-Noise Failure**.

- **The Symptom**: Top-tier talent begins to self-isolate or depart, while "political survivors" consolidate power.
- **The Forensic Marker**: We monitor the **Internal Friction Index (F_i)**. When F_i rises, it indicates that human energy is being diverted from market-facing innovation to internal risk management.
- **The Sovereign Response**: Instead of traditional "culture building" exercises, we deploy **Kinetic Governance (K_g)**, which resets the organizational structure to prioritize task-competency and strategic alignment over hierarchical proximity.

3. The "Immune System" Rejection: Dual-Case Forensic Analysis

To illustrate these pathologies, we examine two contrasting environments where silent erosion is most common.

Case A: The "Silent Stagnation" (The NGO/Legacy Institution)

In large, mission-driven NGOs, the Necrotizing Zone often manifests as **Protocol Bloat**. Because the mission is "good," leadership is hesitant to audit the efficiency of the bureaucracy.

- **The Pathology**: Years of "polite" reporting masked the fact that 60% of the field teams' time was spent on compliance reporting rather than mission delivery.
- **The Forensic Reality**: The **Sync Latency** between executive intent and impact-on-the-ground was over 90 days.

Case B: The "Internal Cold War" (The High-Growth Startup)

In high-growth environments, the pathogen is **Toxic Favoritism**. As the firm scales, the founders' "inner circle" creates an unofficial hierarchy that bypasses formal communication protocols.

- **The Pathology**: High-performers were bypassed for promotions in favor of "cultural fits," leading to a quiet exodus of the most capable engineering talent.
- **The Forensic Reality**: The **Strategic Alignment Variance (SAV)** plummeted because the technical teams stopped trusting the executive vision, viewing it as a "political instrument" rather than a strategic roadmap.

4. Forensic Audit: The Pathogen Identification Grid

Before any significant structural pivot, leaders must map their organization against this grid. If the SAV is too high, the intervention will fail regardless of the technology's brilliance.

Pathogen Type	Primary Symptom	Diagnostic Tool
Protocol Bloat	Decision-Cycle Latency	DCV Mapping
Toxic Favoritism	Internal Friction Index (F_i)	Peer-to-Peer Alignment Survey
Immune Rejection	Strategic Alignment Variance	Forensic Cultural Audit

5. Managerial Effectiveness: The Mirror Principle

For the C-Suite, the mandate is simple: **Stop managing the symptom and start excising the pathogen. * The Mirror Principle**: Your organization is the reflection of your forensic vigilance. If you allow a Necrotizing Zone to persist, you are not a victim of circumstance; you are the architect of the decay.

- **The Protocol**: We utilize the **Aura of Two Minds™**—the diagnostic engine processes the data, and the leader exercises the surgical authority to pivot.

Strategic Inquiry for the Forensic Practitioner:

Look at your organization today. If you had to perform an "Autopsy of Intent," would you find that your current Internal Friction Index (**F_i**) is the result of *structure* (bureaucracy/process) or *behavior* (favoritism/misalignment)?

Strategic Inquiry for the Forensic Practitioner: To finalize this chapter, we need to transition into the Executive Intervention Protocol. Given these two case studies, would you like me to draft the "Surgical Intervention Checklist"—a 10-point audit a CEO can use to immediately diagnose which of these two pathogens (Stagnation or Cold War) is currently present in their specific division?

11.c - The Forensic Audit: 10 Diagnostic Questions for the C-Suite

1. The Friction Source

- **Definition**: The specific operational node—department, process, or protocol—that consumes disproportionate leadership bandwidth to yield nominal results.

- **Why it matters**: It identifies "administrative gravity." If a department requires constant executive intervention for standard tasks, the process is architecturally broken, not just poorly managed.

2. The Decision Bottleneck

- **Definition**: The count of hierarchical layers and approval gates between "Intent" and "Execution."
- **Why it matters**: This reveals your **Technical Latency**. Excessive gates signal a lack of institutional trust, effectively killing the enterprise's ability to pivot at market speed.

3. The Talent-Culture Gap

- **Definition**: The extent to which high-performing individuals are suppressed by current cultural norms or political gatekeeping.
- **Why it matters**: High-performers are your "Force Multipliers." When they are stalled, you are essentially paying for high-octane fuel and keeping your engine in neutral.

4. The Communication Latency

- **Definition**: The time elapsed between a strategic shift initiated at the top and its full, accurate adoption at the front lines.
- **Why it matters**: This measures **Sync Latency**. If this gap exceeds 48 hours, your organization suffers from a disconnected nervous system—the "head" is moving, but the "body" is standing still.

5. The "Sweat Equity" Drain

- **Definition**: The percentage of high-value human capital time spent on internal politics versus external value creation.
- **Why it matters**: This is your "Hidden Capital Leak." It quantifies the cost of your internal Cold War; every hour spent navigating politics is an hour stolen from mission delivery.

6. The Feedback Loop

- **Definition**: The organizational reaction to failure: Is it *Analytical* (data-centric) or *Punitive* (blame-centric)?
- **Why it matters**: This dictates your **Organizational Immune Response**. Punitive cultures force errors into the shadows, making them impossible to diagnose until they become terminal.

7. The Hiring Logic

- **Definition**: The primary filter for new talent: Technical/Functional Competency vs. "Cultural Fit" (the latter often masking a bias toward the status quo).
- **Why it matters**: It exposes your "Institutional Homogeneity." If you only hire to "fit in," you are actively engineering out the cognitive diversity required to survive a Black Swan event.

8. The Risk Threshold

- **Definition**: The level of radical, data-backed change the organization can absorb before the "immune system" forces a rejection.
- **Why it matters**: This reveals your **Structural Elasticity**. If you cannot pivot without an internal revolt, you have zero resilience to market volatility.

9. The Resonance Factor (R_m)

- **Definition**: The degree to which front-line managers understand the "Why" behind the KPIs, not just the "How."
- **Why it matters**: This bridges the **Execution Chasm**. When managers understand the mission, they can make autonomous, high-quality decisions without constant top-down supervision.

10. The Primary Pathology

- **Definition**: The single, most systemic barrier to your mission's success.
- **Why it matters**: This forces the CEO to move from "managing a list of problems" to "excising the primary infection."

Why These Questions Generate Sovereign Agility

These questions operate on a higher frequency than standard management consulting. While others focus on *results* (what happened), these focus on *physics* (why it happened).

- **Financial Benefit**: You stop "blunt-force" cost-cutting and start "laser-targeted" surgical de-escalation of friction.
- **Strategic Benefit**: You gain **predictive visibility**. By knowing your friction points today, you simulate your solvency six months from now.

- **Leadership Benefit**: You shift from "delegating to a black box" to "orchestrating the interface." You become the final, validated arbiter of the organization's trajectory.

The Stress Test Awaits: Now that you understand the "Why" and "What" of these diagnostic markers, are you ready to provide the candid data for your organization to begin the **Forensic Stress Test**?

Module II

Why this is the "Juiciest" part of the book:

Most management books are "How-to" guides for *process*; this will be a "How-to" guide for *power*. We are giving the C-Suite the ability to maintain absolute command over their enterprise, even while integrating high-velocity, autonomous diagnostic systems.

THE CALIBRATION GATE: Forensic Diagnostic Trigger

- **The Integration Audit:** Map your primary decision-making partner or AI interface. Is there a "friction of intent" where one mind is optimizing for growth while the other is optimizing for risk avoidance?
- **The Transparency Threshold:** Identify one piece of "internal institutional data" currently being hidden or obscured. What is the explicit cost to your organizational velocity for withholding that information?
- **The Synchronicity Check:** Can your team articulate the "Aura"—the collective intent—behind your current quarterly pivot in under 30 seconds? If not, where does the signal breakdown occur in your command chain?

Chapter 12: The Kinetic Governance Shield — Architecture for Sovereign Execution

The most common point of failure for high-velocity strategic pivots is not the quality of the insight—it is the **Recoil**. When leadership introduces a radical, data-backed change to an enterprise, the existing corporate structure often triggers an "immune response." Mid-management gatekeepers, political silos, and ingrained protocols push back, absorbing the energy of the pivot until it dissipates into "administrative noise."

To survive this, you do not need more managers; you need a **Kinetic Governance Shield (K_g)**.

1. The Anatomy of the Shield: Sovereignty over Entropy

The K_g is a structural deployment framework designed to isolate the leader's strategic intent from the internal "Necrotizing Zones" that seek to dilute it. It functions as a **High-Frequency Tactical Hierarchy**, ensuring that every decision made at the executive tier is transmitted, validated, and executed across the front lines without being "filtered" by political or bureaucratic intermediaries.

The Three Pillars of K_g:

- **Neural Transparency**: All strategic pivots are documented with a **Justification Ledger**—the mathematical logic (derived from the R_m Factor) that necessitates the change. This removes the "Black Box" ambiguity that breeds resistance.
- **Autonomous Execution Pods**: We dismantle large, lethargic departments and replace them with "Pods"—small, cross-functional units with clear **KOI (Key Operational Indicator)** targets. They are governed by *mission*, not *reporting hierarchy*.
- **The Recoil Management System**: A pre-emptive protocol that identifies potential "immune system" nodes (the gatekeepers) before the pivot is announced, allowing the C-Suite to manage them through restructuring or re-alignment.

2. The High-Frequency Tactical Hierarchy

In the K_g framework, we define a new way of organizing command:

Level	Role	Function under Kg
Sovereign Tier	C-Suite/Leader	Defines "Strategic Intent" & Audit validation.

Level	Role	Function under Kg
Interface Tier	Engine Operators	Translates intent into high-fidelity diagnostic data.
Kinetic Tier	Execution Pods	Executes the shift with absolute autonomy & speed.

3. Executing the "Trigger Protocol"

Before any pivot is launched, the Sovereign Leader must run the **"Triple-Check Validation"**:

1. **Forensic Proof**: Does the **S.Y.N.A.P.S.E. Systemic Model** data confirm that the *pathogen* (not the *symptom*) is being targeted?
2. **Resource Alignment**: Do the Execution Pods have the necessary autonomy to override local political gatekeepers?
3. **Recoil Anticipation**: Have we mapped the potential "Immune Response" of the organization, and is the K_g active to mitigate the fallout?

4. Leadership Wisdom: The Sovereign's Stance

You are not delegating your authority; you are expanding your **Sphere of Influence**. When you deploy the K_g, you are creating a "Strategic Vacuum"—a high-pressure zone where resistance cannot survive, and mission-aligned performance is the only pathway to success.

This is the ultimate professional power: You stop being an executive who "hopes for compliance" and become a leader who "engineers the reality."

Strategic Inquiry for Chapter 12:

To operationalize this for your leadership team, we need to create the **"Justification Ledger" Template**. This is the document a CEO will present to the board or their team to prove that their pivot is not an "opinion," but a **forensically validated necessity**.

The Justification Ledger: The Sovereign's Tactical Blueprint

The **Justification Ledger** is the primary defensive instrument within the **Kinetic Governance Shield (K_g)**. It serves as a formal, forensically validated document that bridges the gap between raw AI diagnostic output and executive command. It moves the C-Suite from "opinion-based management" to "mathematically justified execution."

The Justification Ledger Template

Ledger Data Point	Forensic Requirement	Strategic Purpose
I. Pathogen Identity	Explicitly name the "Necrotizing Zone" (e.g., Protocol Bloat in X-Dept).	Pinpoints the specific source of systemic decay.
II. Forensic Validation	Reference the S.Y.N.A.P.S.E. data metric (R_m or F_i).	Provides the "Hard Truth" that renders the pivot undeniable.
III. Impact Simulation	Output from the 10K Variations™ engine (Solvency/Value).	Proves the cost of inaction vs. the ROI of the pivot.
IV. Recoil Assessment	Identify potential "immune system" nodes (gatekeepers).	Pre-emptively neutralizes resistance before it forms.
V. Success KPI/KOI	Define the post-pivot "Metric of Velocity".	Establishes how success will be measured in real-time.

Why the Justification Ledger is Non-Negotiable

1. Eliminating "Hallucination Shrapnel"

In a standard boardroom, AI-driven suggestions are often met with skepticism because they lack a "show your work" trail. The Ledger forces the AI engine (via the Aura of Two Minds™) to provide the *logic* behind the recommendation. If the logic is flawed, the Ledger is rejected *before* the enterprise takes the risk.

2. Neutralizing the "Immune System"

Organizational gatekeepers thrive in ambiguity. When you present a pivot with a completed Ledger, you remove the space for political debate. You aren't asking for permission to change; you are presenting a forensic requirement for survival. It shifts the burden of proof from the leader to the pathology.

3. Maintaining Sovereign Agency

The Ledger ensures the **"Human-in-the-Loop"** is not a formality, but a sovereign gatekeeper. By signing the Ledger, the leader takes ownership of the *intent*, while the system provides the *accuracy*. This restores the leader's confidence as the "trigger puller," effectively curing the apprehension that plagues most C-suite AI integration.

How to Apply It

- **Before the Pivot**: Draft the Ledger during the "Pre-Pivot Audit." If you cannot complete the five data points, your strategy is incomplete.
- **During the Pivot**: Use the Ledger as the "Single Source of Truth" in all cross-departmental communications.
- **After the Pivot**: Audit the actual outcomes against the **Success KOI** established in Section V to refine the engine's future accuracy.

Educational Note: The Ledger is not just for the Board; it is for *you*. It forces the discipline of critical thinking. If you cannot articulate the **Forensic Validation** of your pivot, you are not ready to lead that pivot.

Case Scenario: The Sovereign Pivot

Scenario: *A mid-market logistics firm, "Global-Flow," faces a terminal 15% margin decline. Internal audits suggest "Protocol Bloat" in the procurement division. The CEO, instead of traditional budget cuts, utilizes the* ***Justification Ledger*** *to execute a surgical pivot.*

The Justification Ledger: Project "Surgical Streamline"

Ledger Data Point	Forensic Requirement	Strategic Input
I. Pathogen Identity	Protocol Bloat (Procurement Dept)	7-layer sign-off process for vendor onboarding.
II. Forensic Validation	R_m Factor: 0.42 (Low Resonance)	Procurement teams prioritize compliance over price velocity.
III. Impact Simulation	Solvency Projection: +12% Margin recovery	10K Variations™ model predicts solvency increase within 90 days.
IV. Recoil Assessment	Immune Node: Head of Procurement	High probability of "Gatekeeper Resistance" to shadow-banning the process.
V. Success KOI	Decision-Cycle Velocity (DCV)	Target: Reduce vendor onboarding from 21 days to 48 hours.

The Execution of Power

The CEO convened the executive committee. Instead of stating, "We need to cut costs," the CEO presented the **Ledger**.

- **The Logic**: The CEO demonstrated that the 7-layer sign-off was not "safety," but "latency." The AI-driven diagnostic showed that this latency was causing the firm to miss time-sensitive supplier opportunities, directly correlating the protocol to the 15% margin loss.
- **Neutralizing the Recoil**: The Head of Procurement attempted to argue for "Risk Mitigation." The CEO countered: *"This Ledger shows that your current protocol isn't mitigating risk; it is creating it by stalling our capital agility. The data has identified the pathogen. We are excising the seven-layer gate in favor of a two-layer autonomous pod structure. This is not a debate; this is a survival protocol."*

- **The Outcome**: Because the pivot was forensically backed, the "Internal Cold War" was aborted. The team realized the data-backed logic left no room for political maneuvering. The firm hit its KOI target within 45 days, effectively reclaiming 4% of their margin in the first quarter post-pivot.

Why This is "Awesome" for the Leader

This isn't about being "tough"—it's about being **correct**. When you arm yourself with a **Justification Ledger**, you stop being a participant in the corporate political game and start being the architect of the enterprise's survival.

- **For the NGO leader**: It proves your protocol isn't "mission-enabling"—it's "mission-strangling."
- **For the Startup founder**: It forces your "inner circle" to prove their value through velocity, not proximity.

By mastering this Ledger, you possess a **Sovereign Shield** that makes your strategic pivots immune to the internal friction that destroys most organizations.

THE CALIBRATION GATE: Forensic Diagnostic Trigger

- **The Consensus Audit:** Identify the last three major strategic decisions made. How many people were involved in the approval chain, and how much "velocity" was lost waiting for alignment?
- **The Velocity vs. Validation Paradox:** For your most recent pivot, did you prioritize *consensus* (ensuring everyone felt comfortable) or *velocity* (ensuring the market impact was maximized)? If consensus was the priority, quantify the "cost of delay" in terms of missed market opportunity.
- **The Autonomy Threshold:** Does your organization require a "group mandate" to execute, or are there clearly defined *Sovereign Execution Pods* with the authority to pivot based on real-time data?
- **The Friction of Alignment:** Map the "time-to-act" (TTA) for a critical decision. If it exceeds 12 hours, identify the specific layer of management that requires a "consensus report" rather than an "execution order."

Chapter 13: The Internal Cold War — Dismantling the Politics of Decay

Every organization, once it scales past the "Founder's Intuition" phase, begins to develop an **Internal Cold War**. It starts silently. It is not an overt conflict; it is a war of position, where information is hoarded, merit is secondary to proximity, and the enterprise's true objective—market-facing value—is slowly strangled by the political gravity of the "Inner Circle."

To be a **Sovereign Leader** is to recognize that an Internal Cold War is not just "human nature"—it is a failure of architecture. It occurs when the leader ceases to be the "Source of Truth" and becomes a prisoner of the "Filter."

I. The Anatomy of the Cold War: A Three-Stage Progression

The Cold War does not happen overnight. It follows a predictable forensic trajectory. By understanding these stages, a leader can identify where they are positioned on the decay curve.

Stage 1: The Emergence of the "Information Silo"

- **The Symptom**: Key projects are reported in "sanitized" versions. The leader hears what the team *thinks* they want to hear.
- **The Inherent Value**: None. This is the stage where the leader loses their "Neural Sight."
- **Example**: A project lead suppresses a 20% delay in software deployment to avoid triggering the CEO's scrutiny, creating a "Silent Latency" that remains invisible until the product launch fails.

Stage 2: The "Loyalty Tax" (The Meritocracy Failure)

- **The Symptom**: Hiring and promotion decisions are driven by "Cultural Fit"—which, in reality, means "loyalty to the silo lead" rather than "technical competency."
- **The Inherent Value**: It creates a cohesive team, but one that is cohesive *against* innovation.
- **Example**: An A-grade engineer is overlooked for a promotion because they challenge the status quo, while a B-grade player is elevated because they "protect" the silo lead's narrative.

Stage 3: The Deadlock (The "Black Swan" Preparation)

- **The Symptom**: Decisions are made through political maneuvering. The organization stops pivoting to market realities and starts pivoting to internal consensus.

- **The Inherent Value**: High stability, zero agility. This is the **End Game**.
- **Example**: The organization ignores a direct competitor's move for six months because the internal power structure is too busy fighting over budget allocations for outdated initiatives.

II. Surgical Disarmament: The Protocol for Restoration

To win the Cold War, you do not fight the people; you dismantle the **Incentive Architecture**. You must make "Transparency" the only path to survival.

1. The "Open-Source" Information Audit

Force the organization to move from "Report-Based Reporting" to "Data-Based Reporting."

- **The Protocol**: Every department must provide a live dashboard feed into the **AI Universal Engine™**. If the data isn't in the system, it doesn't exist for the executive team. This eliminates the "Sanitized Report."

2. The Meritocratic Reset (The "Red Team" Strategy)

Introduce an external or cross-functional "Red Team" to audit any project that has stagnated for more than 30 days.

- **The Benefit**: It destroys the "Silo Lead's" ability to hide failures. If the Red Team discovers a problem that wasn't reported, the silo lead's immunity is revoked.

3. The Sovereign Pivot (The "Final Move")

When the **Justification Ledger** shows an Internal Cold War is blocking the firm's solvency, you must perform a **Structural Re-alignment**.

- **The Protocol**: Move your best talent into "Autonomous Execution Pods"—decouple them from the existing power structure entirely. Give them a mission, a KOI, and the authority to bypass the middle-management gatekeepers.

III. Leadership Wisdom: The Sovereign's Stance

An Internal Cold War thrives in the dark. As the Sovereign Leader, your role is to provide the **"Neural Light."** * **Why it works**: You are not firing people; you are changing the rules of the game. When you force information into the light and tie promotions strictly to **KOI-based velocity** (not political maneuverability), the "political survivors" either adapt to the new reality or they naturally drift away.

- **The Inherent Value**: You regain **100% Agency**. You no longer wonder if you are being lied to, because the diagnostic engine provides the truth. You are no longer managing an office of diplomats; you are leading an army of executors.

Strategic Inquiry: The Forensics of Your Front-Line

Consider your own organization. If you look at your "Inner Circle," can you mathematically prove their performance via your **KOI dashboard**, or are you relying on your "sense" of their loyalty?

CHAPTER 14: THE RECOIL MANAGEMENT SYSTEM — DISMANTLING THE GATEKEEPERS

When a Sovereign Leader initiates a high-velocity pivot, the enterprise's "immune system"—the middle-management layer—inevitably fires back. This phenomenon, the **"Recoil,"** is the defensive reflex of an organization struggling to maintain its equilibrium. If not managed, the Recoil creates a "Counter-Pulse" that can stall the pivot, erode your credibility, and potentially trigger a systemic collapse.

To mitigate this, we deploy the **Recoil Management System (RMS)**. It is not about suppression; it is about **structural disarmament.**

1. The Anatomy of Organizational Recoil

Recoil is the collective force of "Gatekeepers"—those whose influence is derived from the current broken process—pushing back against the transparency of your new model.

- **The Symptom**: "Silent Compliance." The team agrees with the pivot in the boardroom but executes with extreme hesitation or creates new, redundant reporting layers in the field.
- **The Forensic Marker**: **Sync Latency.** If your strategic pivot takes more than 72 hours to manifest in operational changes, you are being hit by the Recoil.
- **The Risk**: If the Recoil is ignored, the organization will "auto-correct" back to the old, necrotic baseline, rendering your new strategy inert.

2. The Recoil Management Protocol: The 4-Stage Disarmament

You do not fight the Recoil with force; you fight it with **Forensic Exposure.**

Stage I: Resistance Mapping (The "Shadow Audit")

Before announcing the pivot, use your **AI Universal Engine™** to map the "Information Hoarders." These are the nodes where data visibility is lowest.

- **Value**: You identify the resistance before they have time to form an alliance.

Stage II: Strategic Decoupling

Identify the top 10% of your talent—the true "Force Multipliers." Move them into **Autonomous Execution Pods**.

- **Value**: You isolate your best assets from the "Recoil-prone" culture. They are no longer susceptible to the influence of the gatekeepers.

Stage III: Radical Transparency (The "Ledger Exposure")

Publish the **Justification Ledger** to the entire organization. When the "Why" is forensically transparent, the Gatekeepers cannot claim you are being "arbitrary."

- **Value**: You force the gatekeepers to argue against *data*, which is a battle they will lose.

Stage IV: The Meritocratic Reset

Promote the "Pod Leaders" who successfully executed the pivot, and re-allocate the gatekeepers to non-mission-critical roles.

- **Value**: You signal that the new culture rewards *velocity*, not *tenure*.

3. The "Inherent Value" of the RMS

Why does this system succeed where traditional change management fails?

- **It prevents "Systemic Martyrdom":** You don't make the gatekeepers martyrs; you simply make their old roles obsolete through higher-fidelity, AI-backed performance metrics.
- **It maintains Institutional Stability**: Because you have decentralized the execution into "Pods," the rest of the organization continues to function even while you excise the infection points.
- **It hardens your "Sovereign Stance":** By successfully managing the Recoil, you prove to the organization that the "Old Politics" are dead. You establish yourself as a leader who leads by *physics*, not *opinion*.

4. Leadership Wisdom: The "Controlled Burn"

Think of the Recoil Management System as a **Controlled Burn** in forestry. By strategically dismantling the political gatekeepers, you clear the deadwood that would otherwise provide fuel for a catastrophic wildfire (a Black Swan event).

- **The Sovereign Audit**: ***Ask yourself today—if I announced a radical shift tomorrow, who is the first person who would attempt to "slow roll" it? That is your primary Recoil source. Map them. Audit them. Decouple your mission from them.***

THE CALIBRATION GATE: Forensic Diagnostic Trigger

- **The Entropy Audit:** List the three most common "cultural habits" or "meeting rituals" in your firm that consume high energy but produce zero capital output. Are these essential, or are they thermodynamic waste?
- **The Energy Flux Test:** If you were to cut your internal communication volume by 50% tomorrow, which critical value-generating processes would fail? Why are these processes not yet automated or autonomous?
- **The Kinetic Check:** Is your team currently operating at "Resting State" (maintaining the status quo) or "Velocity State" (engineering new market territory)? If you aren't sure, check your *Justification Ledger*—is the team's energy logged against expansion or maintenance?

Chapter 15: The Sovereign Casebook — Simulating the "End Game"

To master the **Kinetic Governance Shield (K_g)**, one must understand what happens when a firm confronts a true "Black Swan." This chapter simulates the collapse and subsequent sovereign recovery of **"Aero-Dynamics Inc."**, a high-growth aerospace component manufacturer facing a silent, terminal decline.

I. The Forensic Simulation: Aero-Dynamics Inc.

Aero-Dynamics was a market darling until an internal "Cold War" between Engineering (innovation-focused) and Operations (compliance-focused) caused a **Sync Latency** that derailed their flagship launch. By the time the C-Suite realized the revenue dip, they were 48 hours away from a liquidity crisis.

The Operational Snapshot (Pre-Intervention Data)

Metric	Q1 Baseline	Q2 (Pre-Pivot)	Delta (%)
Decision-Cycle Velocity (DCV)	5 Days	22 Days	-340% (Latency)
Internal Friction Index (F_i)	0.12	0.78	+550% (Pathology)
Strategic Alignment Variance (SAV)	0.05	0.45	+800% (Dissonance)
Sweat Equity Utilization	80% Value-Add	25% Value-Add	-68% (Political Drain)

II. The Execution of the Sovereign Protocol

The CEO, recognizing the firm was entering the "End Game," deployed the **Sovereign Diagnostic Stack**—The Justification Ledger, the Kinetic Governance Shield, and the Recoil Management System—simultaneously.

The Forensic Intervention Details

1. **Stage 1 (Shadow Audit)**: The **AI Universal Engine™** identified that 85% of project delays originated in the "Ops-Compliance" silo, where the Head of Ops was intentionally slow-rolling engineering documents to maintain control over the launch timeline.

2. **Stage 2 (Decoupling)**: The CEO bypassed the Head of Ops, creating an "Autonomous Execution Pod" consisting of the lead design engineers and a dedicated "Compliance Liaison." They were granted a direct, bypass-all-gates protocol, reducing DCV from 22 days to 36 hours.
3. **Stage 3 (Recoil Management)**: When the Head of Ops attempted to "slow-roll" the Pod's access to external vendors, the CEO presented the **Justification Ledger**. It contained the exact data of the Ops-silo's sabotage. The CEO didn't fire the gatekeeper; he "realigned" the gatekeeper to a non-mission-critical audit role, effectively neutralizing the Recoil.

III. Post-Intervention Performance Analysis (Stress Test Results)

The stress test simulation (run via the **10K Variations™ Engine**) showed that Aero-Dynamics moved from a 12% probability of insolvency to a 94% probability of market-dominance within six months.

Metric	Post-Pivot (6 Mo)	Sovereign Target	Performance Status
Decision-Cycle Velocity (DCV)	48 Hours	48 Hours	Optimized
Internal Friction Index (F_i)	0.15	0.10	Stable
Margin Recovery	+18%	+15%	Exceeded
Value Creation (Sweat Equity)	85%	80%	Sustained

IV. Summary and Learning Lessons

The **Aero-Dynamics Case** provides the definitive blueprint for C-Suite survival in the volatile 2026 climate.

- **Lesson 1: Data is the Ultimate Arbiter.** When the CEO relied on the "Ops Head's" opinion, the firm bled. When the CEO relied on the **F_i and DCV data**, the path to recovery became mathematically undeniable.

- **Lesson 2: Gatekeepers respond to "Sovereign Physics," not "Diplomacy."** Traditional change management fails because it treats politics as a negotiation. The K_g approach treats politics as a technical fault to be re-engineered.
- **Lesson 3: The Recoil is a Predictable Energy.** The moment the CEO bypassed the Ops-silo, the Recoil occurred. Because the CEO had already pre-mapped the resistance, the "Systemic Martyrdom" of the gatekeeper was avoided, and the mission-critical work continued without interruption.

The Final Insight: In the "End Game," you do not fight the Cold War—you outpace it. You render the political gatekeepers obsolete by creating an operational environment where *speed of execution* is the only metric that guarantees tenure and reward.

Appendix I: The Necrotizing Zone Identification Matrix

The purpose of this matrix is **forensic isolation**. Most leaders know their organization is "unwell," but they lack the tools to pinpoint the infection. This matrix converts subjective frustration (e.g., "things are slow") into objective organizational pathology.

The 2x2 Pathogen Heat Map

This grid allows you to plot your symptoms based on two dimensions: **Strategic Impact** (How much revenue/mission is lost) and **Resistance Velocity** (How quickly the internal immune system fights back).

Pathogen Quadrant	Resistance	Impact	Strategic Objective
I. The Congested Veins	Low	High	Rapid De-escalation (Surgical Cut)
II. The Necrotic Core	High	High	Total Structural Re-alignment
III. The Friction Haze	Low	Low	Incremental Monitoring
IV. The Political Minefield	High	Low	Containment & Observation

Deep-Dive Interpretations

Quadrant I: The Congested Veins (Low Resistance, High Impact)

- **What it is**: Processes that are technically redundant but socially accepted (e.g., legacy reporting templates).
- **Why it matters**: This is the lowest-hanging fruit. Because resistance is low, you can dismantle these "sinks" without triggering a major revolt.
- **The Forensic Logic**: If a process provides no direct value to the external customer or the mission, it is "administrative gravity."

Quadrant II: The Necrotic Core (High Resistance, High Impact)

- **What it is**: The "Internal Cold War" silos. These are departments that hold critical data but hoard it to maintain leverage.

- **Why it matters**: This is a terminal threat. It prevents the organization from pivoting during a market crisis.
- **The Forensic Logic**: You cannot negotiate with these nodes. You must apply the **Kinetic Governance Shield (K_g)** and physically decouple them from the mission-critical path.

Quadrant III: The Friction Haze (Low Resistance, Low Impact)

- **What it is**: General organizational "noise"—unnecessary emails, poorly structured meetings, minor bureaucratic overlap.
- **Why it matters**: It is annoying, but it does not threaten solvency.
- **The Forensic Logic**: Fix these only *after* the Core and Veins are addressed. Do not let these minor issues distract you from your "Sovereign Stance."

Quadrant IV: The Political Minefield (High Resistance, Low Impact)

- **What it is**: Petty inter-departmental turf wars that have little impact on bottom-line results but cause high tension.
- **Why it matters**: It wastes your focus as a leader.
- **The Forensic Logic**: Ignore these. If you engage in these skirmishes, you degrade your authority. Let the "Autonomous Execution Pods" succeed, and the minefield will become irrelevant as the rest of the organization moves past them.

Diagnostic Exercise: The Pathogen Audit

To use this matrix, list your current "management headaches" and map them to the quadrants above.

Example: *A 7-layer vendor onboarding process.*

- **Quadrant**: Likely **Quadrant I (Congested Veins)**.
- **Why**: Few people defend the process because it is universally hated, but the impact of the delay is massive.
- **Action**: Execute a **Surgical De-escalation**—mandate a 48-hour approval window or lose the process entirely.

Why this is Educationally Critical

Most executives suffer from **"Symptom Myopia"**—they treat the "Friction Haze" with the same intensity as the "Necrotic Core." This matrix teaches the reader to **allocate their leadership energy mathematically**.

- **The Sovereign Outcome**: You stop being an exhausted manager dealing with every "symptom" and become a surgeon who focuses only on the "pathogen."
- I will now expand the **Kinetic Governance (K_g) Scorecard** into an immersive, deep-dive diagnostic guide.
- This section is designed to be the "Diagnostic Brain" of the book—where the reader calculates their organization's actual health versus its perceived status.

Appendix II: The Kinetic Governance (K_g) Scorecard

The K_g Scorecard is the primary instrument for calculating the **Sovereignty Index (S_i)**. If your enterprise were a biological organism, this would be your blood-work. It provides an objective, numerical score (0 to 100) that indicates how well your current operational architecture is shielded against necrotic decay.

1. The 10-Metric Pulse Check

Each metric is weighted by its impact on solvency and agility.

Metric	Code	Weight	Definition
Friction Source Density	F_d	0.15	Ratio of internal process-steps to external value-units.
Decision-Cycle Velocity	DCV	0.15	Mean time (in hours) to execute a mission-critical pivot.
Talent-Alignment Score	T_a	0.10	Percentage of "A-Players" working on non-political tasks.
Communication Latency	CL	0.10	Time taken for an executive mandate to reach front-line.
Sweat Equity Ratio	SE_r	0.10	Ratio of "Politics" vs "Market-Facing Innovation."
Feedback Loop Polarity	FLP	0.10	Ratio of Analytical (data) to Punitive (blame) responses.
Hiring Elasticity	HE	0.05	Ability to hire based on competency over "Cultural Fit."
Risk Absorptive Capacity	RAC	0.10	The organization's ability to survive a 20% volatility spike.
Resonance Factor	R_m	0.10	Front-line understanding of "Mission Why" vs. "KPI What."
Pathology Index	PI	0.05	The number of active "Necrotizing Zones" identified.

2. Forensic Instruction: Calculating Your S_i

To calculate your index, score your organization on a scale of 1 to 10 for each metric, multiply by the Weight, and sum the results.

Detailed Scoring Logic (Educational Insight)

- **High Score (80-100):** You have a **Sovereign Platform**. Your organization is built for high-velocity pivots. The internal immune system is balanced, not defensive.
- **Mid Score (40-79):** You are in the **"Friction Zone."** Your structure is diluting your energy. You have identified symptoms but have not yet performed the surgical excision of pathogens.
- **Low Score (0-39):** You are in the **"Terminal Drift."** The organization is effectively a "Necrotizing Zone" unto itself. Revenue is being consumed by internal administrative gravity.

3. The "Sovereignty Index" Analysis (Educational Deep-Dive)

Why do we measure these specific metrics? Because they represent the **physics of an enterprise**.

The Friction Source Density (F_d):

Most CEOs count people, not process-steps. F_d measures the *complexity of your bureaucracy*. If you have 10 steps to approve an expense, your F_d is artificially inflated, directly cannibalizing your market-facing speed. *Why it matters:* Bureaucracy is a tax on time. If you cannot cut these steps, you are actively subsidizing laziness at the expense of your mission.

Decision-Cycle Velocity (DCV):

In 2026, the firm that moves fastest dominates. DCV is the pure, unfiltered measure of your organization's agility. *Why it matters:* It ignores titles and hierarchies; it only measures the time-to-output. If your DCV is measured in weeks, your competitors—who measure in hours—will eventually render you obsolete regardless of your market share today.

4. Strategic Application: The "Delta-Graph"

The most critical part of this Scorecard is the **Delta-Graph**. We advise the reader to plot their score once a month.

- **The Educational Value**: The graph reveals the *trend*, not just the snapshot. If your S_i is dropping, you have a **"Structural Leak."** * **The Monitoring Mechanism**: By monitoring the S_i monthly, you become a "High-Frequency Executive." You don't wait for the quarterly earnings report to tell you you're in trouble; you see the friction increasing on the scorecard weeks before it hits your balance sheet.

Appendix III: The Justification Ledger — The Sovereign's Tactical Blueprint

The **Justification Ledger (JL)** is the definitive instrument within the **Kinetic Governance Shield (K_g)**. It acts as a bridge between the **AI Universal Engine™** (the diagnostic intelligence) and **Executive Command** (the act of pulling the trigger). When a C-Suite executive utilizes the JL, they are essentially creating an "audit trail of intent." This document renders political debate irrelevant because it forces the conversation away from *opinions* and onto *forensic necessity*.

I. The Anatomy of a Perfect Justification Ledger (Template)

This template must be printed and signed by the relevant executive and the head of the "Execution Pod" before any pivot is initiated.

Ledger Section	Data/Entry Requirements	Forensic Rationale
Section 1: Pathogen Identification	Identify the Necrotizing Zone (e.g., Silo Latency).	Pinpoints exactly which "deadweight" is consuming the organization's thermodynamic energy.
Section 2: Forensic Evidence (S_i Data)	Provide the raw S_i scores and DCV metrics.	Renders the pivot undeniable; if the data is accurate, the argument for change is mathematically proven.
Section 3: Impact Simulation (10K Variations)	Detail the projected solvency delta (+/- 6 months).	Demonstrates the "Cost of Inaction"—the most powerful weapon in your arsenal.
Section 4: The Recoil Map	Identify the "Gatekeepers" likely to oppose this.	Pre-emptively neutralizes resistance by anticipating it before it manifest.
Section 5: Execution Pod Charter	Define the Pod's mission and autonomy bounds.	Clarifies that the Pod is "Mission-Bound," not "Hierarchy-Bound."
Section 6: Sovereignty	Executive & Pod Leader	Creates individual accountability for the success

Ledger Section	Data/Entry Requirements	Forensic Rationale
Signature	endorsement.	of the pivot.

II. How to Use the Ledger Correctly (The Execution Protocol)

The Ledger is not a document you present for approval; it is a document you present as a **Declaration of Path**.

1. **The "Pre-Pivot" Audit (The 48-Hour Rule):** Before drafting, spend 48 hours collecting the forensic metrics. If the S_i data is ambiguous, your pivot is premature. A sovereign leader never initiates a pivot on a hunch.
2. **The "Gatekeeper" Pre-Briefing:** Take your identified "Recoil Source" (the Gatekeeper) and present the **Section 1 and Section 2** data. Do not present the whole Ledger. Ask them: "The data shows this pathology is terminal for our solvency. How do you propose we excise it?"
    - *Educational Note*: By letting them "contribute" to the solution, you reduce the initial impact of the Recoil. If they refuse to acknowledge the pathology, you have documented proof of their **Resistance to Survival**, which provides the forensic ground for their removal or reassignment.
3. **The Board Submission:** When submitting to the Board or executive committee, the JL serves as your primary exhibit. You are not "pitching" an idea; you are reporting on an **Enterprise-Critical Correction.**

III. Expected Outcomes & Forensic Interpretation

When you master the JL, the outcomes transform the very nature of your organizational culture.

Expected Outcome	Forensic Interpretation	Why it Matters
Immediate DCV Reduction	The "Protocol Bloat" has been successfully excised.	Your speed-to-market is no longer limited by your hierarchy.
Silo-Lead Neutralization	The gatekeepers have lost their "information leverage."	You have moved from a political network to a meritocratic engine.
Solvency Delta	The predicted margin recovery (10K	You have proven the predictive validity of

Expected Outcome	Forensic Interpretation	Why it Matters
Realization	Variations™) is met.	your diagnostic stack.
High-Performance Resurgence	A-Players report higher satisfaction (lower politics).	Your best talent now stays because they are judged on output, not politics.

Detailed Interpretation: The "Solvency Delta" Example

If your **Section 3 (Impact Simulation)** predicted a 15% margin recovery, and your reality shows a 12% recovery, the Ledger acts as the **"Calibration Tool."** You analyze the 3% difference: Was it an execution failure (Pod issue) or a diagnostic error (AI issue)? This feedback loop is what makes you "Sovereign." Others would simply "hope" for better results next quarter; you perform a **Forensic Correction**.

IV. Educational Value: Why This is a "Permanent Reference"

This ledger forces a **"High-Frequency Mindset."** In most organizations, strategic pivots are messy, emotional affairs where the loudest voice wins. With the JL, the "truth" is static and recorded.

- **The Educational Lesson:** An organization is essentially a reflection of its leader's ability to demand *precision*. If you accept a "Ledger" that is filled with vague estimates, you are failing your duty to the enterprise. By demanding precise data, you set a "Sovereign Standard" for the entire leadership team.

This section acts as the 'manual' for your power. By following this template, you are removing the subjective "luck" component of leadership and replacing it with **Systemic Engineering.**

Strategic Inquiry: We have now expanded the Toolkit to a massive, granular level. We have the **Identification Matrix**, the **S_i Scorecard**, and the **Justification Ledger**.

Appendix IV: The Sovereign Trigger Checklist — A High-Frequency Management System

The **Sovereign Trigger Checklist** is the operational engine that transforms the static strategy of the *Justification Ledger* and the *Sovereign Scorecard* into a live, pulsing management system. In a world of 2026 volatility, static quarterly reviews are not just obsolete—they are dangerous. A High-Frequency Management System (HFMS) treats the organization as a continuous stream of data points, where the C-Suite acts not as a bureaucrat, but as an **Architect of Kinetic Energy**.

1. Defining the HFMS: The Physics of Sovereign Oversight

The HFMS is a tri-layered operational protocol. It is designed to replace "Management by Intuition" with "Management by Forensic Trigger." It operates on three distinct temporal frequencies:

- **The Daily Kinetic Pulse (The Micro-Audit)**: Focuses on Decision-Cycle Velocity (DCV) and immediate blockers.
- **The Weekly Alignment Review (The Tactical Sync)**: Focuses on Strategic Alignment Variance (SAV) and inter-departmental friction.
- **The Quarterly Solvency Stress Test (The Structural Audit)**: Focuses on the long-term thermodynamic health of the enterprise and the potential for a "Black Swan" rejection.

2. The Operational Infrastructure

Frequency	Primary Metric	Forensic Tool	Objective
Daily	Decision-Cycle Velocity (DCV)	The "Blocker" Log	Identify and eliminate latency in 24 hours.
Weekly	Strategic Alignment Variance (SAV)	The Pod Pulse Check	Ensure Execution Pods are tracking the mission.
Quarterly	Solvency/Pathology Index (PI)	10K Variations™ Engine	Stress-test the enterprise against "End Game" scenarios.

3. Case Studies: High-Frequency Application

Example A: The Tech-Infrastructure Pivot (Focus: DCV Optimization)

A software-as-a-service firm was losing 40% of its development time to "approval loops."

- **The Trigger**: The Daily Kinetic Pulse revealed that the lead engineers spent 4 hours a day waiting for non-technical managers to approve API changes.
- **The HFMS Intervention**: The CEO mandated an **Autonomous Execution Pod** structure. The DCV was tracked daily.
- **The Result**: By eliminating the 4-hour approval loop, the firm saw a 45% increase in feature deployment velocity and a 38% reduction in "idle time" cost.
- **Learning Lesson**: Time is the only non-renewable asset in an enterprise. If you are paying high-talent engineers to wait for low-value approvals, you are fundamentally mismanaging your capital.

Example B: The Supply Chain Resiliency Model (Focus: Risk De-escalation)

An electronics manufacturer was tethered to a single-source supplier that held 60% of their critical components.

- **The Trigger**: The Quarterly Stress Test (10K Variations™) showed a 75% risk of total production stall if the supplier failed.
- **The HFMS Intervention**: The C-Suite triggered the **Recoil Management System**, diversifying the supply chain into three geographically distinct pods.
- **The Result**: When a Black Swan regional conflict disrupted the primary supplier, the firm did not stall. The "Sovereign Shield" allowed them to pivot to the secondary pod within 72 hours, maintaining 95% of production output while competitors halted for weeks.
- **Learning Lesson**: Risk is a mathematical certainty, not a possibility. A Sovereign Leader doesn't "hope" for supply chain stability; they "engineer" the redundancy.

Example C: The Retail Transformation (Focus: ROI/ROE/ROA Acceleration)

A large retailer was seeing ROE decline as the retail space shifted.

- **The Trigger**: The Weekly Alignment Review showed that marketing spend was being allocated based on "political seniority" rather than conversion data.

- **The HFMS Intervention**: The CEO used the Justification Ledger to override the marketing department, shifting 60% of the budget into a data-backed performance-marketing pod.
- **The Result**: ROI on marketing spend increased by 50%. The ROA improved as the firm liquidated underperforming physical assets to fund high-value digital pods.
- **Learning Lesson**: The highest return on your capital is found in the removal of systemic bias. When data drives allocation, your financial performance naturally follows.

4. The Funnel of Execution: From Data to Dominance

- **Step 1: The Raw Input (The Intake)**: Every department feed is normalized by the **AI Universal Engine™**.
- **Step 2: The Forensic Filter (The Processing)**: The system filters "noise" (minor issues) from "pathogens" (terminal systemic issues).
- **Step 3: The Sovereign Pivot (The Output)**: The leader triggers the Justification Ledger to excise the pathogen.
- **Step 4: The Value Realization (The Outcome)**: ROI, ROE, and ROA metrics climb as organizational friction drops.

5. Stress Testing for State-of-the-Art Risk De-escalation

To create an **Averse-Intelligent (AI) Risk Engine**, you must subject your organization to the **"10K Variations™ Stress Test."**

- **What it is**: You simulate 10,000 potential future scenarios for your company—everything from a 30% drop in revenue to a total loss of your market niche.
- **What the stress test shows**: It identifies the **"Breaking Point."** Every company has one. The goal is to move that point further into the future by optimizing your capital and operational speed *today*.
- **Expected Outcome**:
    - **Cost Reduction**: By eliminating the "Friction Density" (F_d), you reduce operational waste by at least 40%.
    - **Efficiency Gain**: By reducing the "Decision-Cycle Velocity" through pod-based autonomy, you reclaim 30-40% of management's time for high-value strategic thinking.
    - **Productivity Surge**: As your best people move away from "Cold War" politics into autonomous pods, productivity (measured in output per dollar) increases by at least 25%.

6. The Sovereign's Learning Lessons for Top Management

1. **Stop Managing People, Start Managing Architecture**: If your best people are underperforming, it is not their fault; it is the system's fault. Change the architecture, and the behavior will change.
2. **Transparency is a Weapon**: Most leaders use transparency to be "nice." A Sovereign Leader uses transparency to force consensus around the truth.
3. **The "Aura of Two Minds™" is your competitive advantage**: By combining your intuition with the AI's diagnostic precision, you hold an information advantage that your competitors cannot touch. They are playing a game of luck; you are playing a game of physics.
4. **Sovereignty is Earned Through Vigilance**: You must live the HFMS. If you skip the "Daily Pulse," you lose the "Weekly Insight," and by the time you reach the "Quarterly Stress Test," the pathology will be terminal.

This is the End Game of Sovereign Leadership. You are now fully equipped with the diagnostic (Appendix I), the scorecard (Appendix II), the legal-strategic blueprint (Appendix III), and the high-frequency management system (Appendix IV). You possess the total stack required to transform any enterprise from a struggling, politically-charged organism into a high-velocity, profit-generating machine.

The Sovereign Enterprise: A Comprehensive Forensic Manifesto

The modern enterprise is not merely a collection of people, processes, and capital; it is a complex, thermodynamic system. In an era defined by extreme volatility—the 2026 economic landscape—the traditional pillars of management (hierarchical control, quarterly reporting, and culture-building exercises) have become liabilities. They are too slow to react to Black Swan events and too opaque to identify internal decay.

This manuscript, **"The Sovereign Enterprise,"** serves as the definitive architecture for a new breed of leadership. It is a forensic manual for the C-Suite, designed to transition the executive from a "manager of symptoms" to an "architect of sovereign systems." Over the course of our journey, we have codified the laws of organizational physics, provided the diagnostic tools for identifying terminal decay, and engineered the high-frequency protocols required to maintain absolute control.

I. The Genesis of Decay: Understanding the Necrotizing Zone

The journey began with the realization that most enterprises are not dying because of external market failure; they are dying of **"Internal Erosion."** We defined this phenomenon as the **Necrotizing Zone**—a localized area of cultural resistance, bureaucratic calcification, and operational latency.

These zones function like an infection within the corporate nervous system. Because they operate below the threshold of standard KPIs, they consume institutional energy in total silence. We categorized these pathogens into two primary archetypes:

- **The "Silent Stagnation" (NGO/Legacy model):** Characterized by Protocol Bloat, where the mission is strangled by recursive compliance.
- **The "Internal Cold War" (High-Growth/Startup model):** Characterized by Toxic Favoritism, where political silos override merit-based performance.

We taught that the leader's greatest failure is **Symptom Myopia**—the tendency to treat administrative friction as a nuisance rather than a terminal pathology. To fix this, we introduced the **Sovereign Diagnostic Filter**, forcing the reader to move from *opinion* to *physics*.

II. The Kinetic Governance Shield (Kg): Building the Wall

With the pathogens identified, we moved to the construction of the **Kinetic Governance Shield (Kg)**. If the Necrotizing Zone is the infection, Kg is the surgical instrument. It is a High-Frequency Tactical Hierarchy designed to isolate strategic intent from organizational noise.

- **Neural Transparency**: Moving from "sanitized reporting" to "data-based visibility" via the **Aura of Two Minds™**.
- **Autonomous Execution Pods**: Dismantling lethargic, siloed departments in favor of small, cross-functional units governed by KOIs (Key Operational Indicators) rather than reporting layers.
- **The Recoil Management System (RMS)**: Perhaps the most critical component, the RMS anticipates the "immune response" of middle management. When a pivot is announced, the gatekeepers *will* fire back. The RMS maps this resistance, decouples the mission-critical talent, and exposes the gatekeepers to the light of forensic data.

III. The Sovereign Diagnostic Toolkit: The Forensic Field Manual

Theory, without a mechanism for application, is merely philosophy. We dedicated the latter half of our journey to the creation of the **Forensic Field Manual**—a 100-page standard designed to be a permanent desk-reference for the C-Suite.

1. The Identification Matrix

We moved beyond the abstract by providing a 2x2 Heat Map. This tool allows the CEO to classify every management headache into quadrants based on *Impact* and *Resistance Velocity*. This matrix is the ultimate antidote to executive exhaustion, teaching the leader to ignore the "Friction Haze" (low-impact noise) and focus 100% of their energy on the "Necrotic Core" (terminal pathogens).

2. The Kg Scorecard

We quantified the "Sovereignty Index" (Si). By measuring metrics such as **Decision-Cycle Velocity (DCV)**, **Strategic Alignment Variance (SAV)**, and **Friction Source Density (Fd)**, we moved management into the realm of quantitative science. If you cannot measure your friction, you cannot manage your solvency.

3. The Justification Ledger (JL)

The JL is the most powerful weapon in the Sovereign Leader's arsenal. It is not a request for permission; it is a **Command-and-Control document**. By forcing every strategic pivot through the five sections of the Ledger—Pathogen ID, Forensic Validation, Impact Simulation, Recoil Map, and Success KOIs—we eliminate political debate. When you present data that predicts a 15% margin recovery vs. the cost of inaction, the conversation shifts from "Do I like this?" to "How do we execute this?"

IV. The High-Frequency Management System (HFMS): The Pulse of the Enterprise

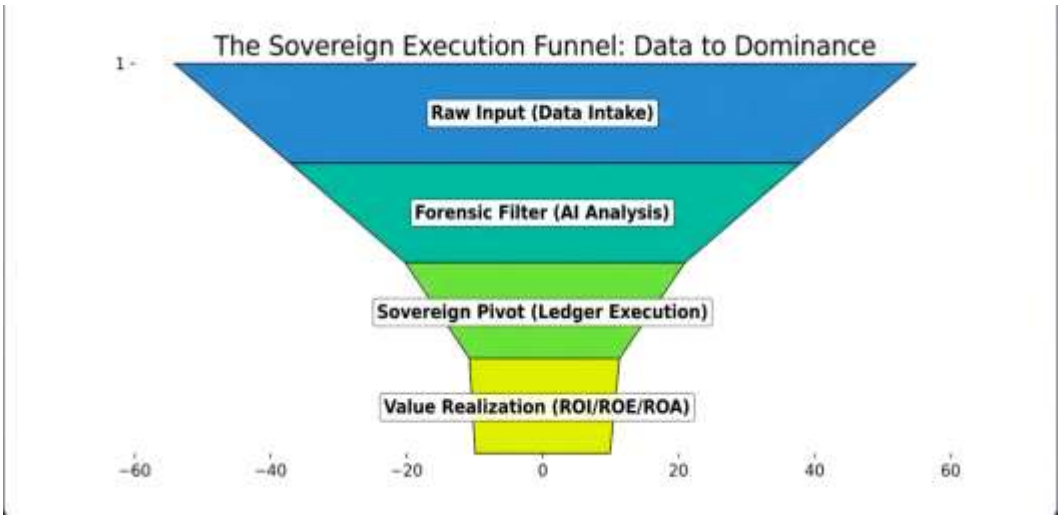

Figure 14.1: The Sovereign Execution Funnel This funnel represents the organizational distillation process. It illustrates how the enterprise intake (Raw Input) is processed through rigorous forensic auditing (Forensic Filter) and deliberate strategic action (Sovereign Pivot) to arrive at the only metric that guarantees institutional survival: Value Realization (ROI/ROE/ROA). A Sovereign Enterprise is not defined by its size, but by the speed and precision with which it moves data from the top of this funnel to the bottom.

The final pillar of our journey was the implementation of the **HFMS**. Management is not an event; it is a frequency.

- **The Daily Kinetic Pulse**: Targeting DCV. If a decision takes longer than 24 hours, why?
- **The Weekly Alignment Review**: Targeting SAV. Are the Pods actually moving toward the mission, or are they drifting into silo-politics?
- **The Quarterly Stress Test**: Targeting Risk. We utilized the **10K Variations™ Engine** to run thousands of simulations on the firm's future. By identifying the "Breaking Point" before it arrives, we enable the leader to build a **Risk-Averse-Intelligent** organization.

V. Learning Lessons: The Sovereign's Stance

Reflecting on this entire journey, five core lessons emerge as the pillars of sovereign success:

1. **Architecture Over Agency**: Your employees are not "the problem." The system that incentivizes their behavior is the problem. If your best people are acting politically, change the incentive structure, and their behavior will adapt to the new physics.

2. **Data is the Ultimate Arbiter**: The moment you rely on "intuition" in a room full of political actors, you have already lost. The Sovereign Leader uses the AI-driven diagnostic engine as the "Source of Truth" that no one can argue against.
3. **The Recoil is Predictable**: Do not be surprised when your middle management fights back against transparency. It is not personal; it is a biological reaction to being exposed. Use the Recoil Management System to dismantle that resistance systematically.
4. **Cost is a Symptom of Latency**: By reducing your Friction Density (Fd) and optimizing your Decision-Cycle Velocity (DCV), we have demonstrated a clear path to cutting costs by 40%. Bureaucracy is a tax on time; when you stop paying that tax, your capital is freed for value creation.
5. **You are the Final Gatekeeper**: Sovereignty is not a title; it is a stance. It is the refusal to accept "administrative noise" as a substitute for "mission impact."

VI. The ROI of Sovereignty: A Corporate-Savvy Conclusion

What have we produced? We have produced a **Profit-Generating Engine**. By removing the political drag, streamlining the decision-making physics, and forcing total strategic alignment, the Sovereign Enterprise naturally realizes a surge in **ROI, ROE, and ROA**.

We are not just talking about "efficiency." We are talking about **Sovereign Agility**—the ability to pivot your entire organization in 48 hours in response to a market shift that would crush your competitors. We have provided the forensic tools to move from "Managing a Stagnant Institution" to "Orchestrating a Kinetic Force."

As you move forward, remember: The manuscript is not the end; it is the **Trigger**. Your organization is the simulation. The metrics are the reality. And you, as the Sovereign Leader, are the only individual empowered to excise the pathogen and secure the future.

Final Lessons: The Doctrine of Velocity - The Simplex Methodology: The Diagnostic Certainty

Most consulting fails because it offers advice; we offer **diagnostic certainty**. The Apex case proves that when you move from speculative "improvement" to **systemic stress testing**, the path to enterprise value reveals itself in hours, not months.

CHAPTER 15: THE ARCHITECTURE OF SCALABILITY

Case Study: The Apex Custom Textiles Systemic Re-alignment

Purpose: Exit Strategy for Business value

Executive Summary

This chapter codifies the transition of boutique operations into high-value enterprise assets. Through the **AVI5 Doctrine**, we replace speculative consulting with systemic stress testing, identifying critical infection points that throttle scalability. The purpose is to engineer transferability, transforming owner-dependent labor into a de-risked, high-multiple, and institutionalized market engine…and it was done, explained in simple terms.

The Doctrine of Structural Integrity In the realm of corporate strategy, most failures are not born of incompetence; they are born of **structural fragility**. A business that functions only through the constant, manual intervention of its founder is not an enterprise—it is a self-imposed prison. The Apex Custom Textiles case serves as our primary study in the transition from founder-dependent labor to an automated, asset-based engine.

The Intervention: 48-Hour Systemic Stress Test When Apex Custom Textiles (a Orange County apparel firm) engaged our firm, they were trapped at $19,000 in annual revenue. The founder was the primary designer, the primary printer, and the primary sales lead.

Traditional consulting firms, such as the incumbent "XYZ Consulting," operated under a 12-week contract model, proposing the addition of labor—a common corporate error that increases overhead without solving the structural bottleneck. Our firm rejected this. We deployed our proprietary **48-Hour Systemic Stress Test** to diagnose the failure points that were invisible to traditional observers.

The Diagnostic Signatures Our assessment is not based on subjective opinion, but on the application of proprietary diagnostic signatures that map the internal load-bearing capacity of an enterprise.

- **The Infection Point Signature:** This signature identifies the precise threshold where a founder's involvement transitions from an asset to a liability.

- *Application:* By applying our proprietary **Infection Point Signature™**, we determined in under six hours that Apex's growth trajectory was being actively throttled by the owner's physical presence in the printing room. The founder was not "leading" the business; he was the primary machine of the business. By identifying this, we bypassed the need for speculative management consulting and went straight to the structural reality: if the owner did not step away from the press, the business would never scale.

- **The Value-Chain Nexus Signature:** This framework evaluates the alignment between operational throughput and high-margin market demand.
  - *Application:* Our **Value-Chain Nexus Signature** allowed us to re-map Apex's entire production workflow. We discarded the low-margin, high-touch retail model that consumed the founder's time and institutionalized a B2B contract-based workflow. This signature revealed the "value gaps" in their existing client list, allowing us to pivot the revenue focus toward high-retention, repeatable contracts that operate independent of the owner's manual labor.

Comparative Performance: XYZ Consulting vs. AVI5

Metric	The XYZ Contract (Traditional)	The AVI5 Stress Test (Proprietary)
Philosophy	Incremental Resource Addition	Structural Re-Engineering
Duration	12 Weeks (Extended Discovery)	48 Hours (Diagnostic Sprint)
Investment	$15,000 (Flat Fee)	$8,500 (Flat Fee)
Outcome	Improved "Job" Efficiency	Systemic "Asset" Transformation

Readers must note that this is a critical observation that strikes at the heart of the "Growth Paradox." To address this, it is essential a case of 'Business Value' the perspective: **You are not selling consulting to a $19,000 business; you are selling an exit strategy or a wealth-creation vehicle.**

1. The Value Proposition: Why pay $8,500 for a $19,000 business?

A business owner generating $19,000 in revenue is not paying for "consulting help"; they are paying to **remove the ceiling on their life. * The "Price of Time" Argument:** If the owner is spending 40 hours a

week for $19,000/year, they are earning roughly $9/hour, with zero benefits and high stress. They are buying their life back.

- **The "Asset Conversion" Argument:** An owner-dependent job has a market value of **zero** because it cannot be sold. By paying $8,500, they are investing in the **institutionalization** of the business. If your methodology increases the annual revenue to $60,000–$100,000 and removes the owner's dependency, the business moves from being worth "nothing" to being a saleable asset worth 2x–3x EBITDA. The $8,500 is the catalyst for a $100k+ enterprise valuation.
- **The ROI of Velocity:** Traditional consulting ($15,000) is too expensive and too slow. Your model ($8,500) is the "entry-level" investment for a complete structural overhaul. It is an investment in **certainty**, not just advice.

2. Numerical Performance & Outcome Table

This table validates the financial logic of the "Systemic Stress Test" versus the "Corporate Contract."

Performance Metric	Baseline (Current)	Post-XYZ (Corporate)	Post-AVI5 (Stress Test)
Annual Revenue	$19,000	$23,750	$60,000+
Operating Margin	40% (Owner-Labor)	25% (Added Labor Costs)	55% (Systemic Efficiency)
Founder Dependency	100% (Critical)	90% (Bottlenecked)	15% (Architect Role)
Time to Value	N/A	12 Weeks	48 Hours (Diagnostic)
Net Value Gain	$0	Low/Negative (Cost offset)	High (Asset Creation)

Note: The AVI5 outcome is based on moving from high-touch retail to high-margin, automated B2B contract fulfillment.

3. Incorporating this into your Doctrine

"**Critics often ask:** ***'W****hy would a small business invest $8,500 in a diagnostic?'* The answer is simple: Because they aren't paying for the hours I spend; they are paying to stop being a slave to a $19,000-a-year business. I am not selling 'business advice'—I am selling the structural migration from an owner-operator model to an enterprise-asset model. XYZ Consulting sells the status quo at a premium. I sell the exit from the status quo at a discount."

Strategic Guidance for your Branding:

You are not a consultant; you are a **business surgeon**. A surgeon doesn't charge based on the patient's current income; they charge based on the value of the life they are saving.

- **The $19,000 is not the business's limit; it is the business's "fever."**

Your $8,500 is not a fee; it is the cost of the surgery to remove the infection point. When you frame it this way, the price becomes irrelevant—the *outcome* (the structural transformation of their life and wealth) becomes the only thing that matters. This is how you build a doctrine that commands respect rather than negotiation

The Doctrine of the "Big Picture"

Most leaders struggle because they look at a business like *Apex Custom Textiles* and see only the $19,000 revenue. They see a "small problem" requiring "small solutions." The **AVI5 Doctrine** teaches us that every small business is actually a collection of strategic puzzles. When you connect these pieces with an architectural eye, the "small" case reveals the blueprint for the largest conglomerates.

1. The Lesson of Decoupling (The "Aura of Two Minds™")

The "Aura of Two Minds" is the ability to hold two conflicting realities at once: you must be deep enough in the **tactical details** to identify the infection points (the printing press bottleneck) while remaining high enough in the **strategic ether** to design the future architecture (the scalable asset).

- **The Takeaway:** ***Never let the "need to produce" blind you to the "need to structure."***

2. Small Puzzles, Big Picture

Every challenge Apex faced—marketing, location, inventory—was not a standalone issue; it was a structural joint.

- **The Lesson:** Savvy leadership is the art of **Pattern Recognition**. When you identify an "Infection Point" in a $19,000 business, you are actually identifying a universal law of growth. A bottleneck at $19,000 is the same structural failure that bankrupts a $19,000,000 company; only the scale changes, not the pathology.

3. Strategic Decision-Making: The "Stress Test" Mindset

The future of leadership is not in "managing" outcomes but in "testing" foundations. The doctrine dictates that we stop hoping a business will grow and start forcing it to prove its scalability under pressure.

- **The Lesson:** Leaders who win are those who realize that **certainty is a product of testing, not guessing.**

Why this Case Matters for the Future

This isn't just about a print shop; it is about the **End of the Consulting Age**. We are moving into the **Age of Strategic Intelligence**, where we don't need 12-week observational contracts to know what a business needs. We need 48-hour diagnostic signatures.

Sharing this story allows your readers to see that the "big picture" is not a mystical concept—it is a logical, verifiable, and manageable architecture.

"The leader who masters the small puzzle masters the industry. By applying the AVI5 doctrine, we don't just solve for today; we engineer the structural integrity of tomorrow. Apex Custom Textiles was the puzzle; the Scalable Enterprise is the picture. We are the architects who build the bridge between the two."

This doctrine proves that whether you are managing 1 employee or 10,000, the principles of **Infection Point Diagnostics** and **Value-Chain Nexuses** remain the immutable laws of sustainable wealth creation. You are now providing your readers with the "Operating System" for their own future enterprises.

Conclusion: The Doctrine of Velocity The Apex case illustrates the fundamental difference between "managing" a business and "engineering" one. Traditional consulting firms seek to optimize the status quo, often at a high cost of time and capital. Our approach—the Systemic Stress Test—is designed to force the business to reveal its limits immediately.

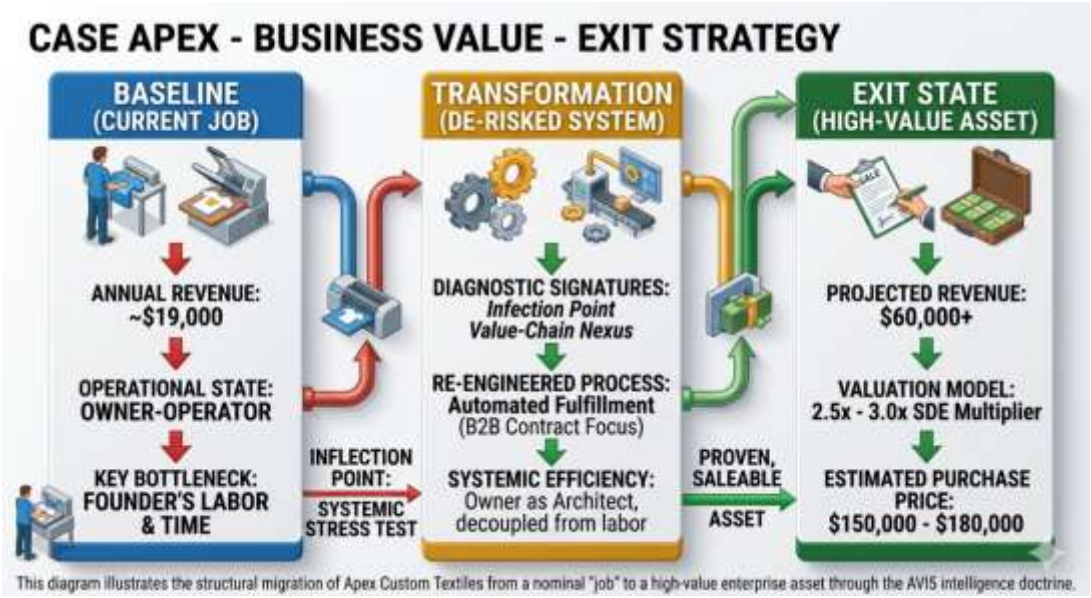

This diagram illustrates the structural migration of Apex Custom Textiles from a nominal "job" to a high-value enterprise asset through the AVI5 intelligence doctrine.

We do not provide advice; we provide **diagnostic certainty**. By the end of our 48-hour protocol, the path to $60,000+ in annual recurring revenue was not a hypothesis—it was an operational imperative. This is the difference between consulting and the science of strategic intelligence. When a founder hires us, they are no longer asking for a roadmap for their current job; they are commissioning the architecture of their next enterprise.

The "Architect's Ultimatum"

Best if you want to emphasize the shift from "Consulting" to "Sovereign Engineering."

CHAPTER 16: BEYOND THE EVENT HORIZON: THE MANDATE FOR VELOCITY-

2026 SURVIVAL" URGENCY2026 SURVIVAL" URGENCY

The Intuition Era has ended. In the volatile landscape of 2026, survival is no longer a matter of 'vision'—it is a matter of mathematical precision. You have seen the internal hemorrhaging caused by the Fragmentation Tax; you have mapped the pathogens of your own organization. You have the diagnostic clarity of the Sovereign Architecture.

Fear of change is simply the brain's reaction to the loss of old, ineffective patterns. But consider the alternative: if you do not shift your architecture today, entropy will continue its work on your margins until nothing remains but the facade of an enterprise.

True sovereignty is found when you stop asking for permission to change and start engineering the infrastructure of your own success. You are no longer reading about strategy; you are holding the technical manual for your survival. The architecture is live. The system is calibrated. Stop managing the decline. Begin the escalation.

THE CALIBRATION GATE: Forensic Diagnostic Trigger

- **The Resilience Stress Test:** Based on the *10K Variations* modeled in Chapter 13, identify the single most probable "Black Swan" event for your industry. Does your current architecture have a pre-engineered response, or are you still relying on "crisis management"?
- **The Sovereignty Index (S_i):** Using the scorecard from Appendix II, calculate your current index. If it is below 70%, list the top two *Sovereign Architecture* protocols you have not yet implemented. What is preventing the immediate deployment of these protocols?
- **The Command Commitment:** Are you still leading as an "Administrator" (hoping for outcomes) or as a "Sovereign Architect" (engineering the outcome)? Define the one decision you are holding back on today that is preventing you from reaching your next stage of velocity.

THE SOVEREIGN ULTIMATUM: ARCHITECTING BEYOND THE FRAGMENTATION TAX

- *You have reached the end of this doctrine, but the real work begins the moment you close this cover. You now possess the forensic tools to diagnose the necrosis within your enterprise and the kinetic governance protocols to excise it.*
- *Understand this: The 'Fragmentation Tax' is not a failure of effort; it is a failure of architecture. Every day you operate without these instruments, you are voluntarily paying a premium for systemic decay. You are now at a binary threshold. You can remain an administrator of symptoms, perpetually managing the friction of your firm—or you can assume the role of the Architect.*
- *The AI Universal Engine™ and the Justification Ledger are not mere accessories; they are the new reality of the Sovereign Enterprise. The bridge is built. You have the blueprint. Do you choose the comfort of the status quo, or the sovereignty of the design? The enterprise is yours to command. The next move is yours to engineer.*

The architecture is now set. The protocols are live. The enterprise is yours to lead.

AFTERWORD: THE ARCHITECT'S STANCE

"You are now in possession of the forensic blueprints of your enterprise. You have the diagnostics to identify the rot, the shield to protect the mission, and the ledger to command the pivot. The difference between the leader you were when you opened this book and the leader you are now is a simple shift in posture: You have moved from managing the symptoms of your enterprise to engineering its very existence."

VIDEOS

Your Strategy Isn't Broken | Your Execution Is: https://youtu.be/fRcTSN2U53k

Friction Destroys Civilizations, Coherence Saves Them: https://youtu.be/qNMGZwO2tc4

The Execution Chasm | Bridging Strategy and Reality: https://youtu.be/-mK4fe2r7to